

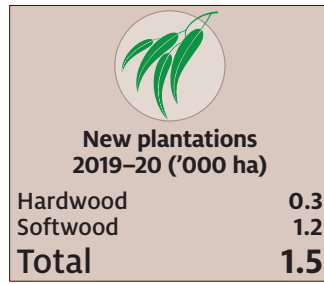
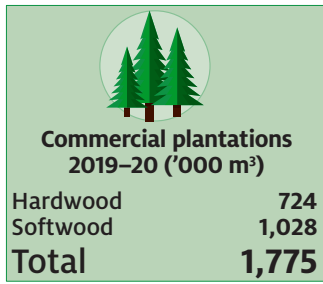
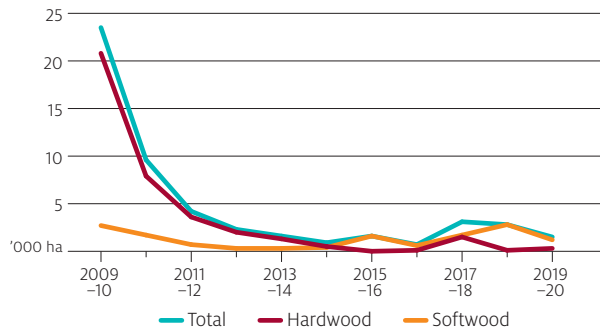




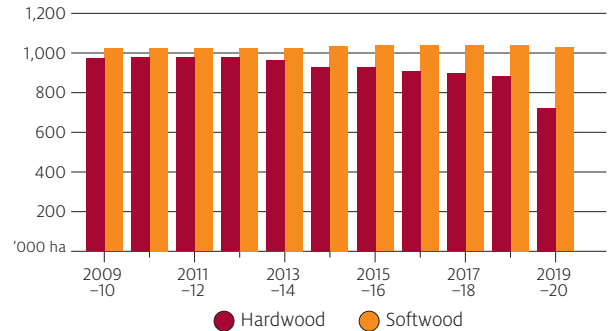
# Australian forest and wood product statistics: March and June quarters 2021



In recent years minimal new plantations have been established in Australia



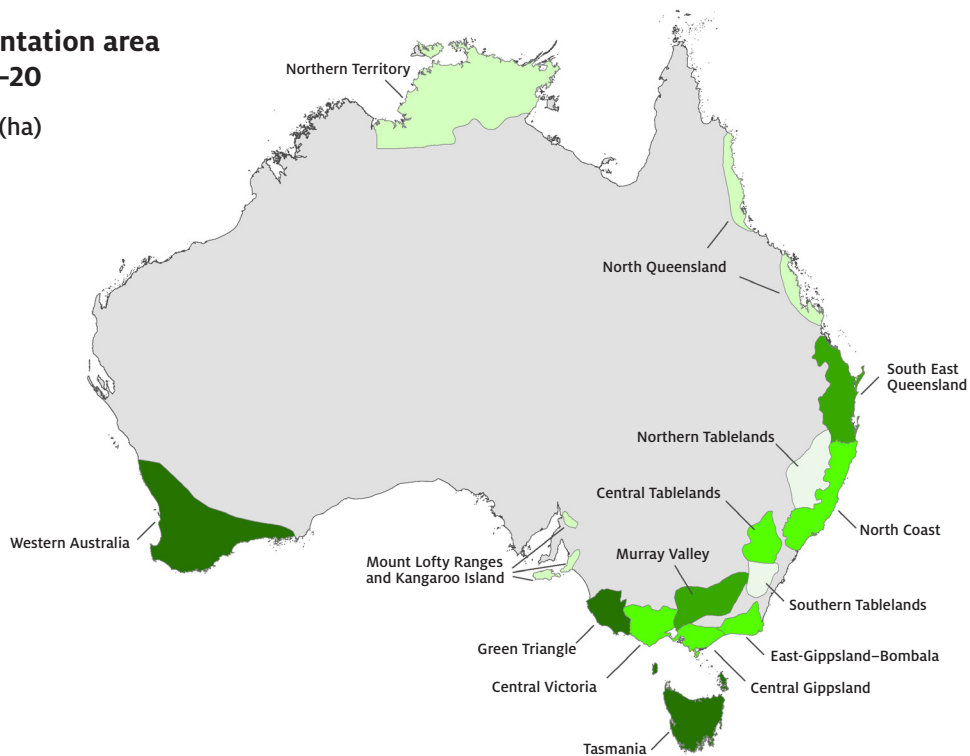
Since 2009–10 Australia's hardwood plantation area has begun to decline while softwood plantation area remains stable



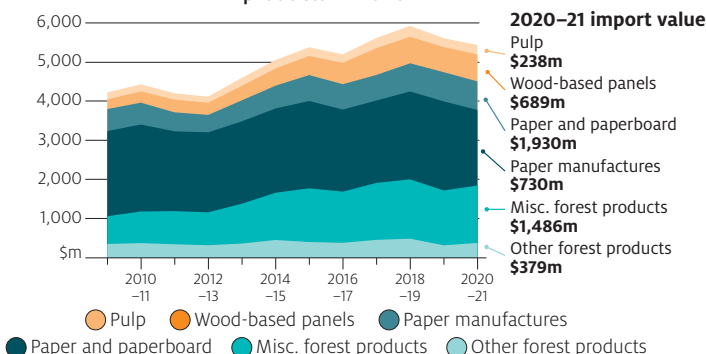
## Australia total plantation area NPI regions, 2019–20

Total plantation area (ha)

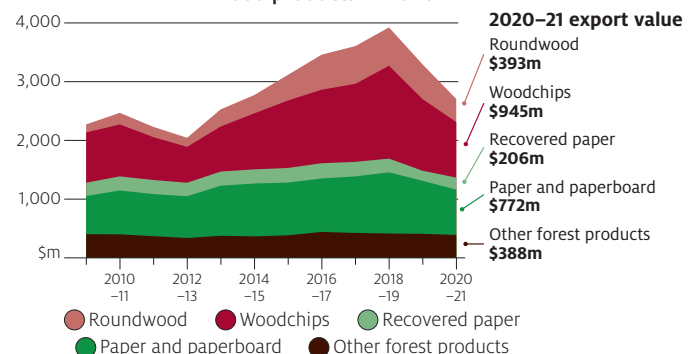
- < 25,000
- 25,001–50,000
- 50,001–100,000
- 100,001–200,000
- 200,001–400,000



A decline in the value of paper and paperboard imports results in a 3% decrease of the total value of imported wood products in 2020–21



Reductions in roundwood, woodchip and paper and paperboard exports contribute to an 18% decrease in total value of exported wood products in 2020–21



Note: Other forest products includes railway sleepers, pulp, wood-based panels sawnwood, and paper manufactures.

Note: Other forest products includes roundwood, recovered paper, woodchips, pulp, and sawnwood.