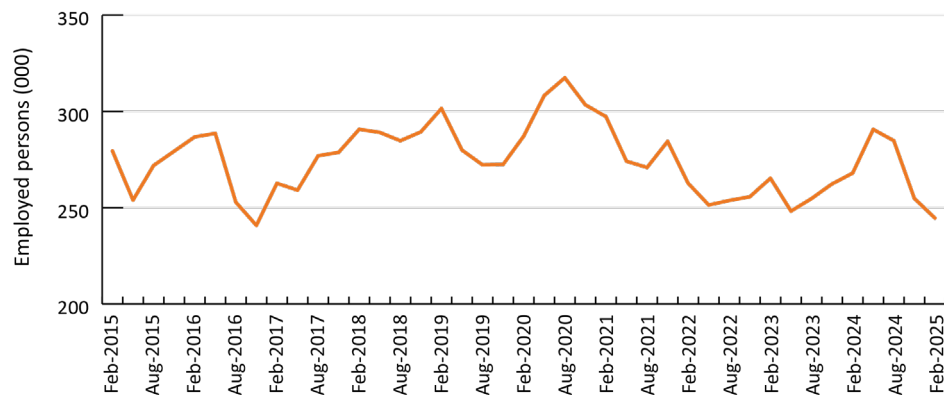




Agricultural Labour Factsheet

Highlight: Over the last decade, employment growth has been in Fruit and Tree Nut Growing, Mushroom and Vegetable Growing, Nursery and Floriculture Production, Poultry Farming and Other Crop Growing.

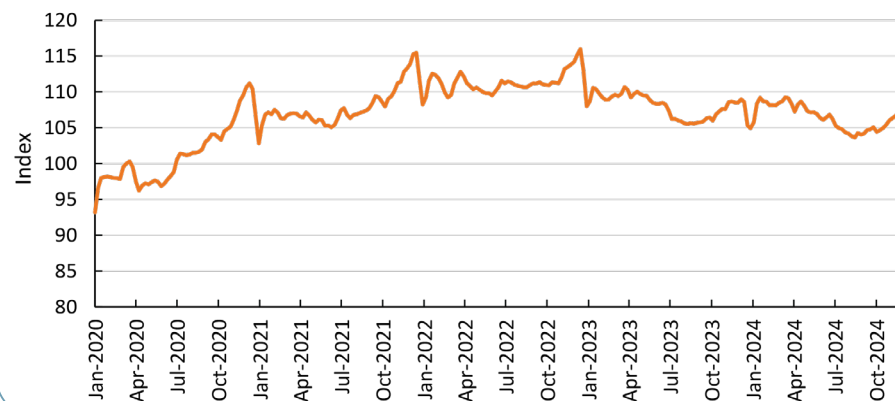
Agricultural Employment



Source: [ABS 2025, Labour Force, Australia, Detailed](#)

In the year to February 2025, employment in agriculture decreased by 23,400 people (-8.7%) to 244,600 people. Note: Employed short-term non-residents and secondary jobs by industry are outside the scope of the Labour Force Survey.

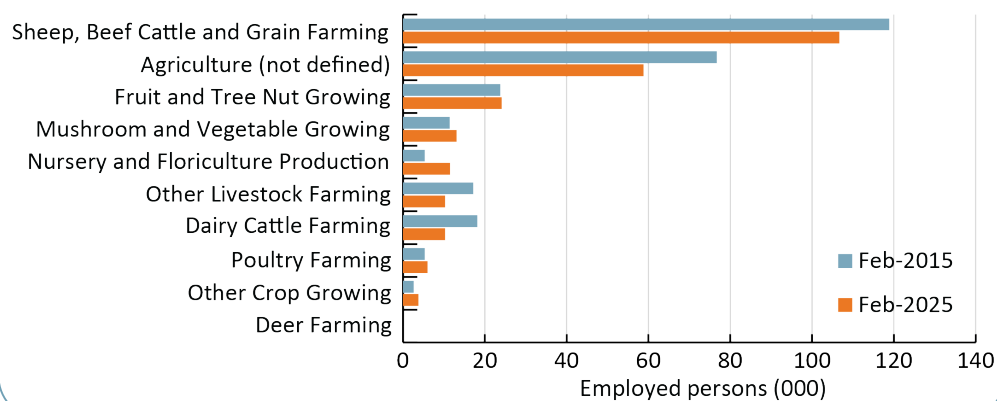
Agricultural Payroll Jobs



Source: [ABS week-ending-14-december-2024, Weekly Payroll Jobs](#)

In the week ending 14 December 2024, agricultural payroll jobs increased by 0.6% in the month from 16 November 2024, and decreased by 1.2% in the year from 16 December 2023. Note: Agriculture has high numbers of owner operators who are not included in payroll reporting.

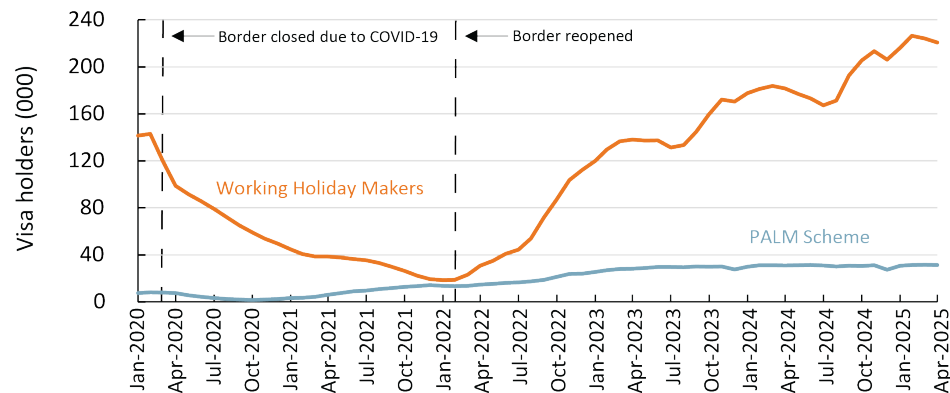
Employment by Agricultural Industry



Source: [ABS 2025, Labour Force, Australia, Detailed](#)

In February 2025, Fruit and Tree Nut Growing, Mushroom and Vegetable Growing, Nursery and Floriculture Production, Poultry Farming and Other Crop Growing registered an increase in employment from a decade earlier.

Overseas Workers in Australia

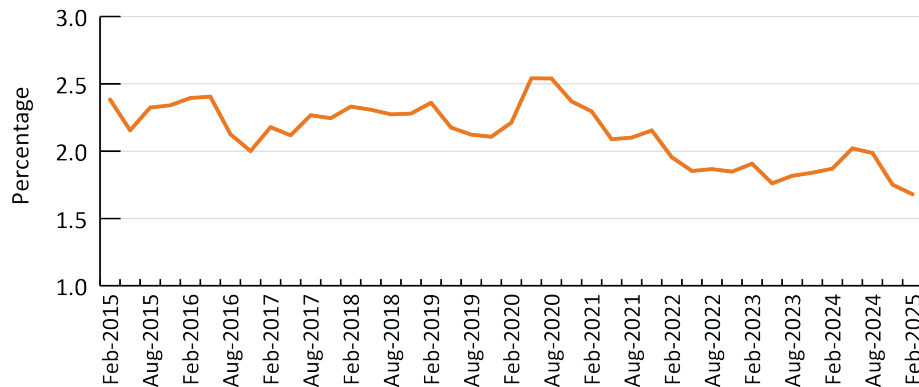


Source: Department of Home Affairs 2025

Since the reopening of Australia's borders following the COVID-19 pandemic, the number of working holiday makers has increased to over 220,000 visa holders. Note: Not all Working Holiday Makers are employed and not all work in agriculture. Around half of Pacific Australia Labour Mobility (PALM) scheme workers are typically employed in agriculture.

Agricultural Labour Factsheet continued

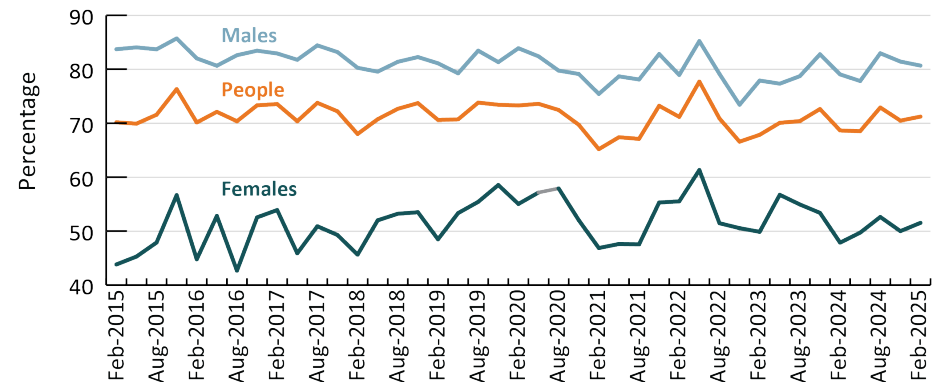
Agriculture's Share of Workforce



Source: [ABS 2025, Labour Force, Australia, Detailed](#)

In February 2025, agriculture's share of the total workforce fell to a new low of 1.7%.

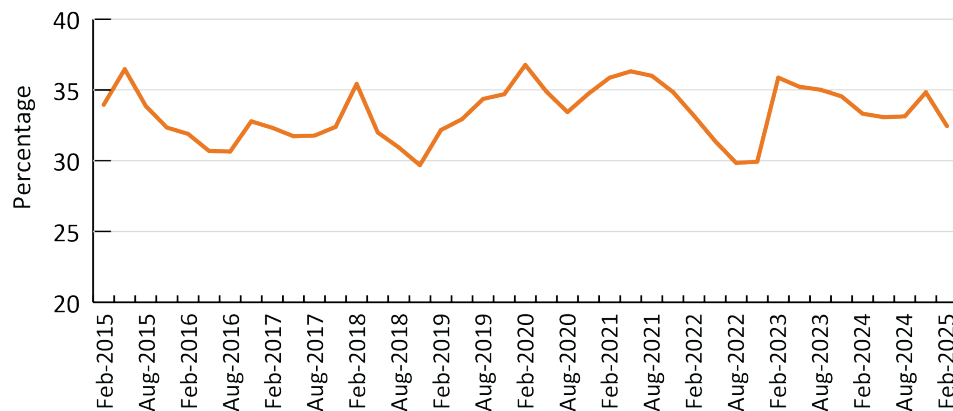
Full-time Share of Agricultural Employment



Source: [ABS 2025, Labour Force, Australia, Detailed](#)

In February 2025, the full-time share of employment in agriculture was 71.2%, up from 68.7% in February 2024, though little-changed from a decade earlier.

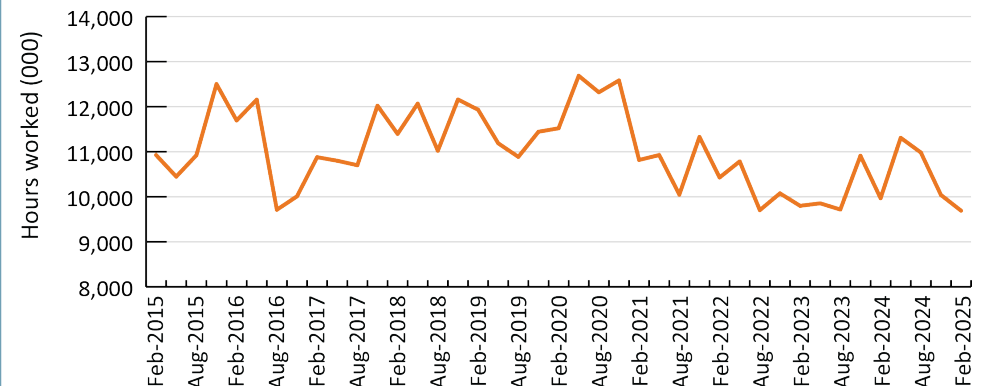
Female Share of Agricultural Employment



Source: [ABS 2025, Labour Force, Australia, Detailed](#)

The share of female workers in agriculture was 32.4% in February 2025, its lowest level since November 2022.

Hours worked, Agriculture



Source: [ABS 2025, Labour Force, Australia, Detailed](#)

In the year to February 2025, monthly hours worked in agriculture decreased by 0.3 million hours (-2.8%) to 9.7 million hours.