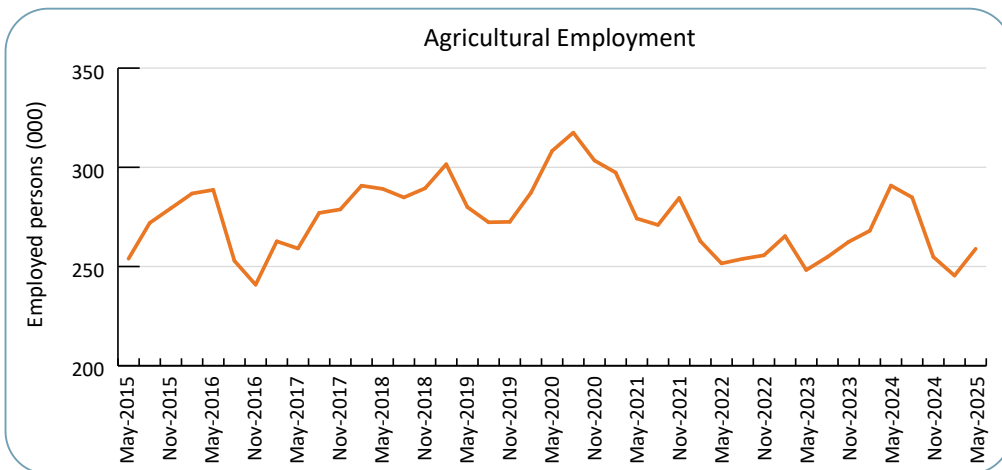




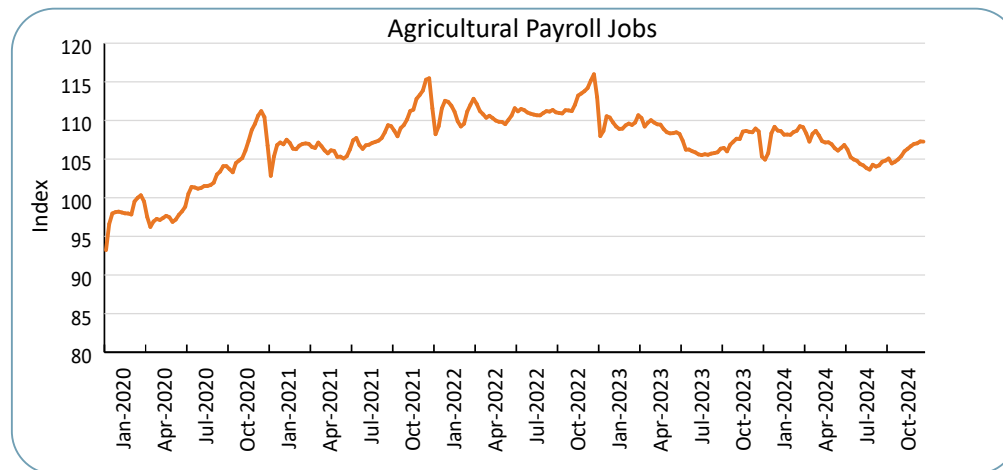
# Agricultural Labour Factsheet

Highlight: In May 2025, the full-time share of employment in agriculture increased to 75.9%, its highest level in three years.



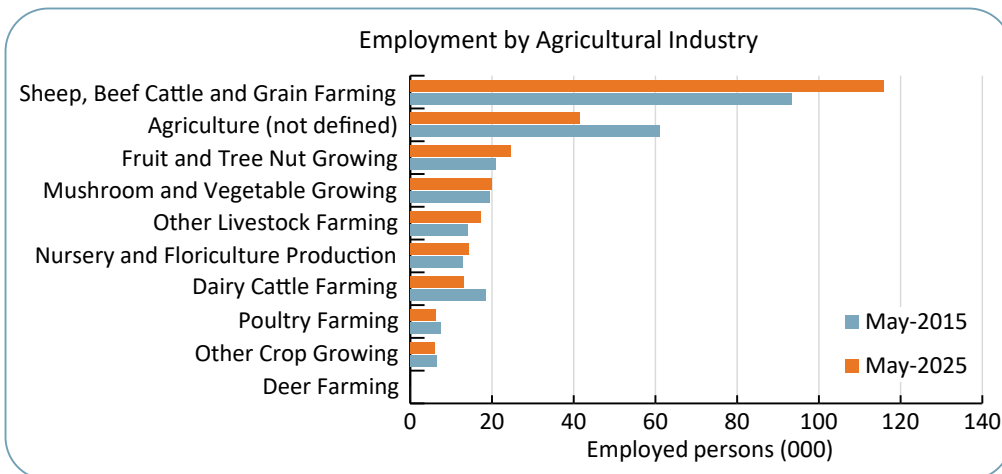
Source: [ABS 2025, Labour Force, Australia, Detailed](#)

In the year to May 2025, employment in agriculture decreased by 31,900 people (-11.0%) to 258,900 people. Note: Employed short-term non-residents and secondary jobs by industry are outside the scope of the Labour Force Survey.



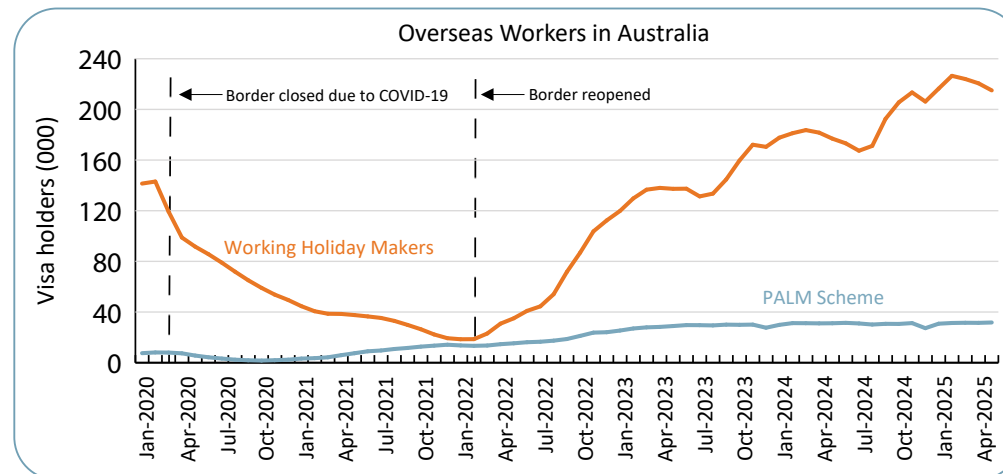
Source: [ABS week-ending-14-december-2024, Weekly Payroll Jobs](#)

In the week ending 14 December 2024, agricultural payroll jobs increased by 0.6% in the month from 16 November 2024, and decreased by 1.2% in the year from 16 December 2023. Note: Agriculture has high numbers of owner operators who are not included in payroll reporting.



Source: [ABS 2025, Labour Force, Australia, Detailed](#)

In May 2025, Sheep, Beef Cattle and Grain Farming registered an increase in employment from a decade earlier, along with Fruit and Tree Nut Growing, Mushroom and Vegetable Growing, Other Livestock Farming and Nursery and Floriculture Production.

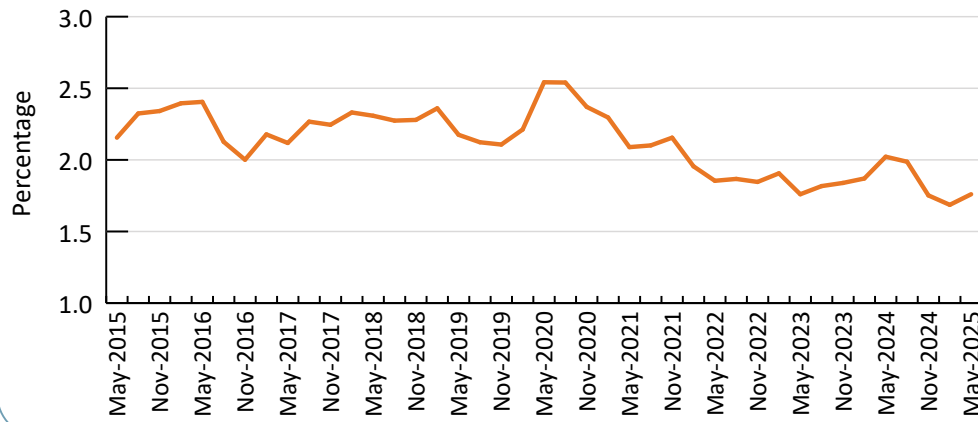


Source: Department of Home Affairs 2025

In the year to May 2025, the number of working holiday makers increased by over 38,000 visa holders (+21.5%) to over 215,000 visa holders. Note: Not all Working Holiday Makers are employed and not all work in agriculture. Around half of Pacific Australia Labour Mobility (PALM) scheme workers are typically employed in agriculture.

# Agricultural Labour Factsheet continued

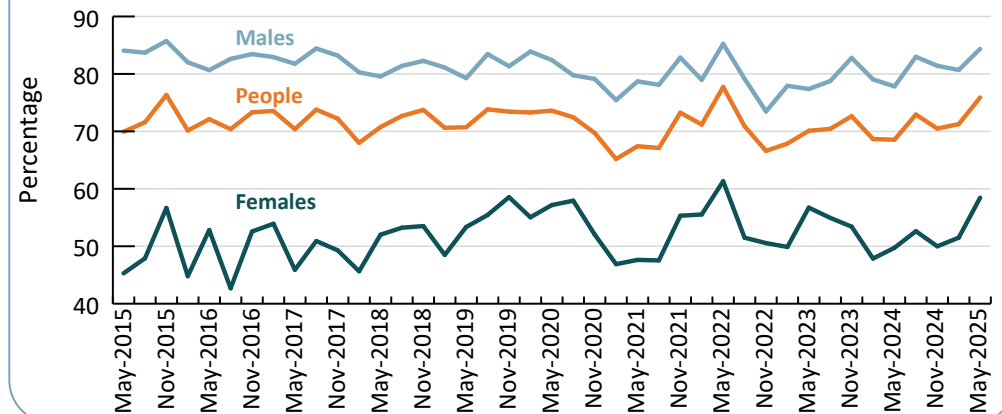
Agriculture's Share of Workforce



Source: [ABS 2025, Labour Force, Australia, Detailed](#)

In May 2025, agriculture's share of the total workforce recovered slightly from the previous quarter to 1.8%, though was down from 2.0% a year earlier.

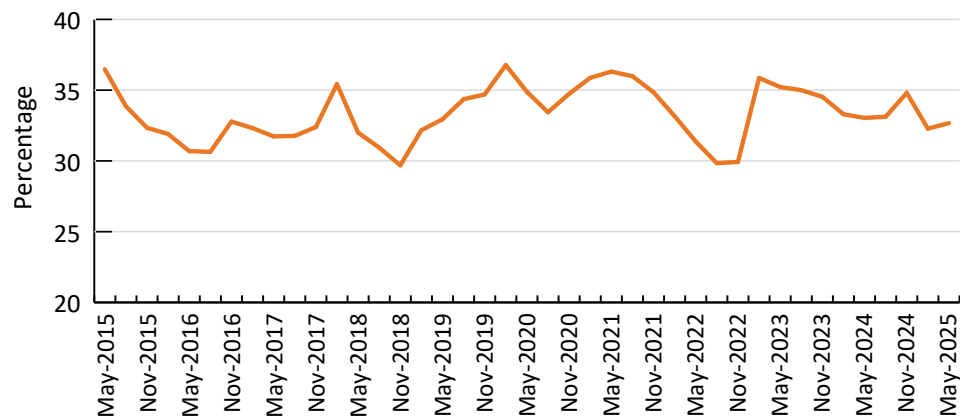
Full-time Share of Agricultural Employment



Source: [ABS 2025, Labour Force, Australia, Detailed](#)

In May 2025, the full-time share of employment in agriculture increased to 75.9%, its highest level in three years.

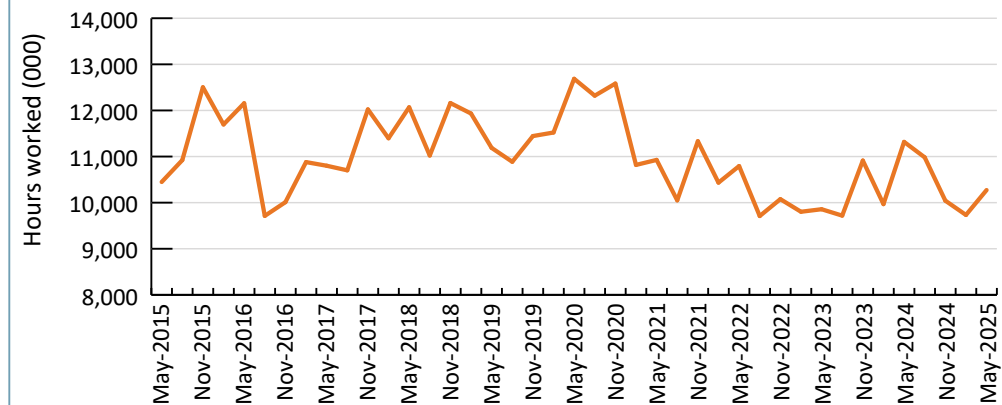
Female Share of Agricultural Employment



Source: [ABS 2025, Labour Force, Australia, Detailed](#)

The share of female workers in agriculture increased slightly to 32.7% in May 2025, almost unchanged from a year earlier.

Hours worked, Agriculture



Source: [ABS 2025, Labour Force, Australia, Detailed](#)

In the year to May 2025, monthly hours worked in agriculture decreased by 1.0 million hours (-9.2%) to 10.3 million hours.