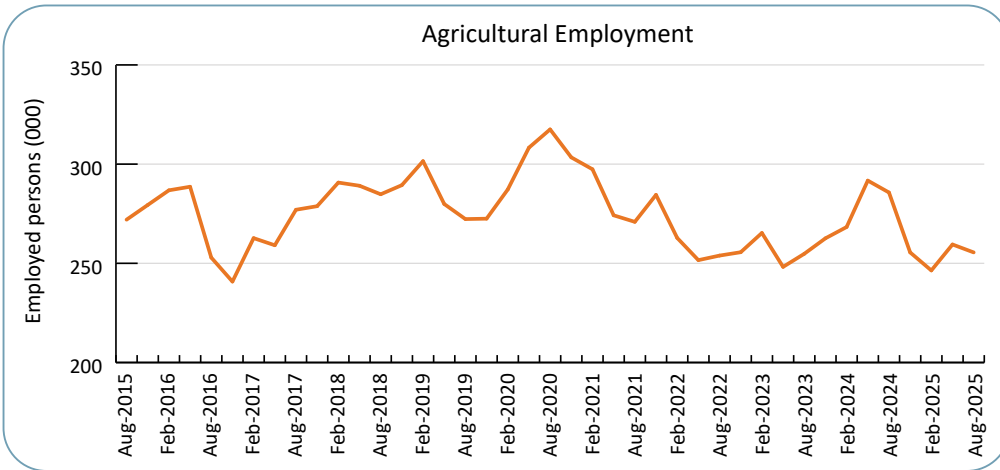


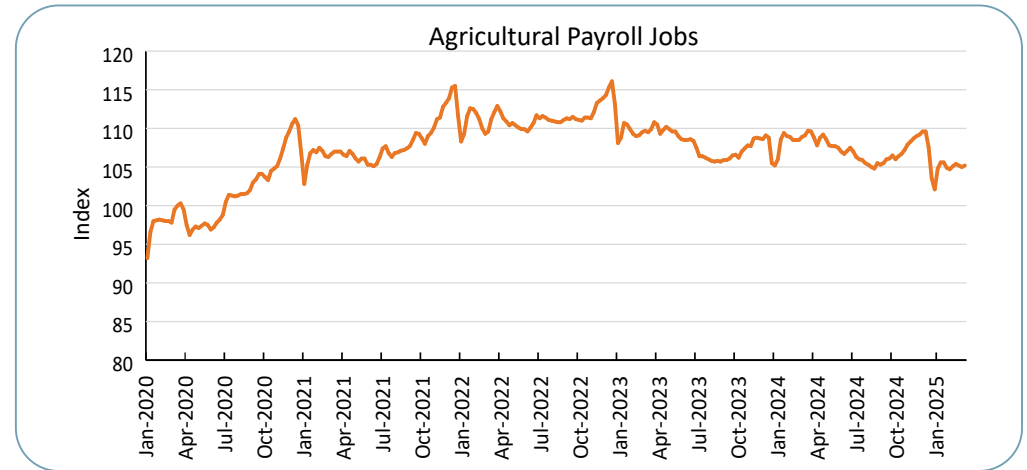


# Agricultural Labour Factsheet



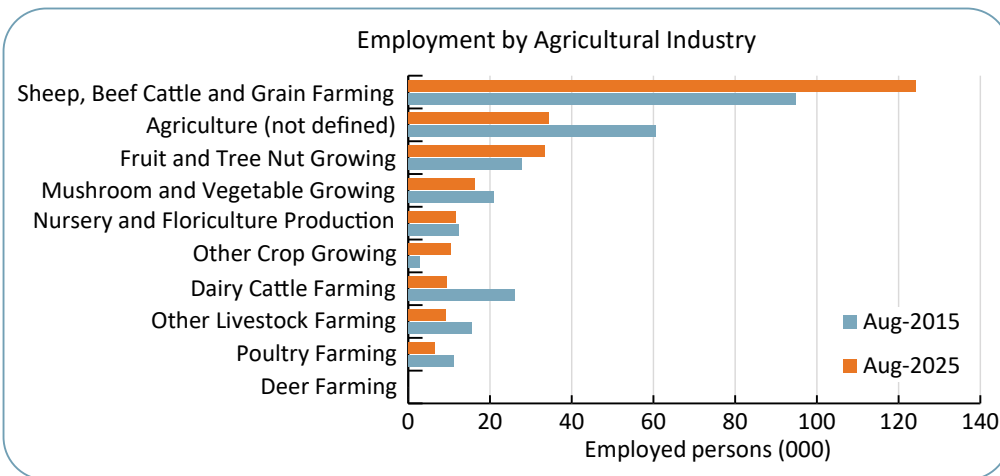
Source: [ABS 2025, Labour Force, Australia, Detailed](#)

In August 2025, employment in agriculture fell slightly to 255,500 people. This is 2.6% below 262,400 which is the average employment level over the last 3 years. Note: Employed short-term non-residents and secondary jobs by industry are outside the scope of the Labour Force Survey.



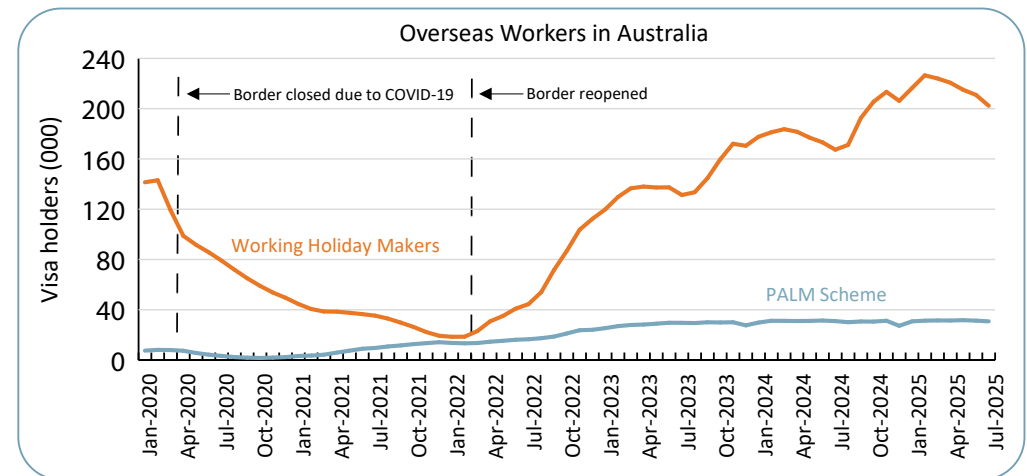
Source: [ABS week-ending 15-March--2025, Weekly Payroll Jobs](#)

In the week ending 15 March 2025, agricultural payroll jobs increased by 0.2% in the month from 15 February 2025, and decreased by 4.1% in the year from 15 March 2024. Note: Agriculture has high numbers of owner operators who are not included in payroll reporting.



Source: [ABS 2025, Labour Force, Australia, Detailed](#)

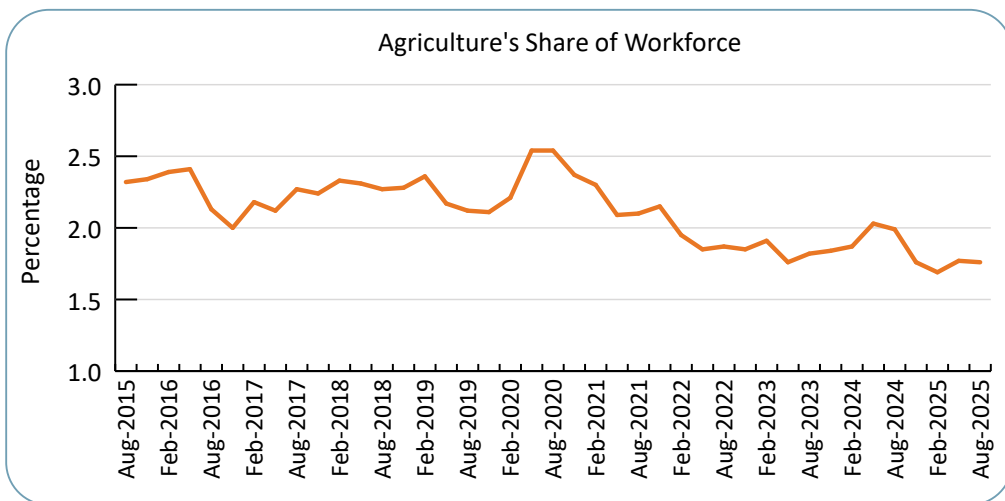
In August 2025, Sheep, Beef Cattle and Grain Farming registered the largest increase in employment from a decade earlier, increasing by 29,400 to 124,100. Dairy Cattle Farming employment numbers are 9,400 in August 2025, a 64% decrease from the August 2015 number of 26,000.



Source: Department of Home Affairs 2025

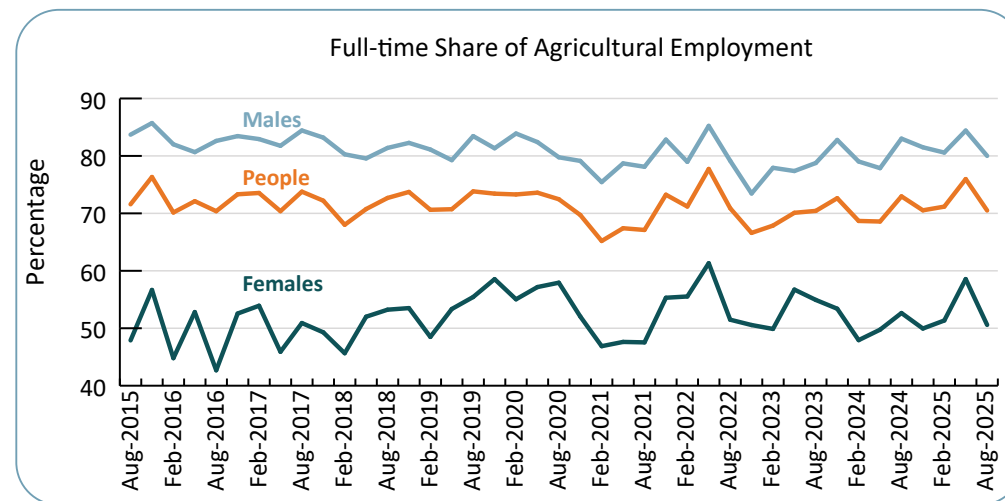
In the year to July 2025, the number of working holiday makers increased by over 35,000 visa holders (+20.9%) to over 202,000 visa holders. Note: Not all Working Holiday Makers are employed and not all work in agriculture. Around half of Pacific Australia Labour Mobility (PALM) scheme workers are typically employed in agriculture.

# Agricultural Labour Factsheet continued



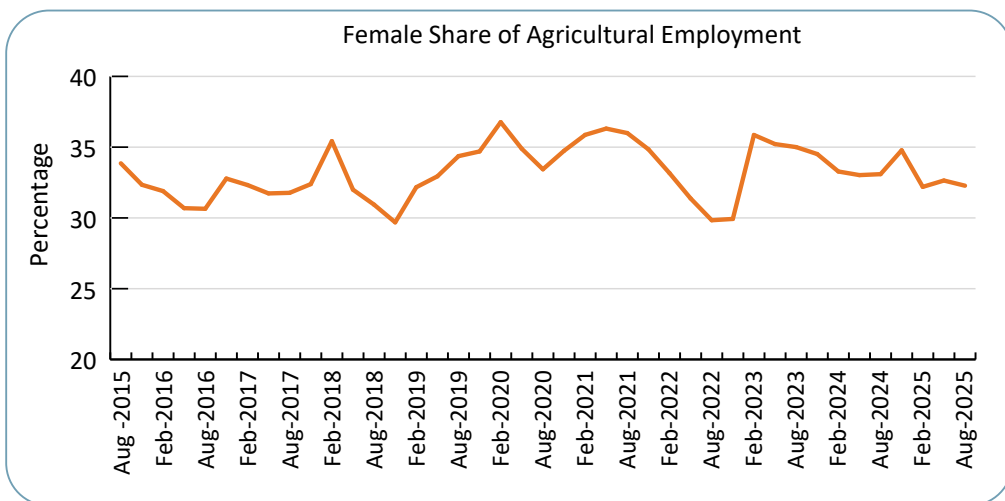
Source: [ABS 2025, Labour Force, Australia, Detailed](#)

In August 2025, agriculture's share of the total workforce remained unchanged at 1.8%. This is consistent with the average share over the last 3 years.



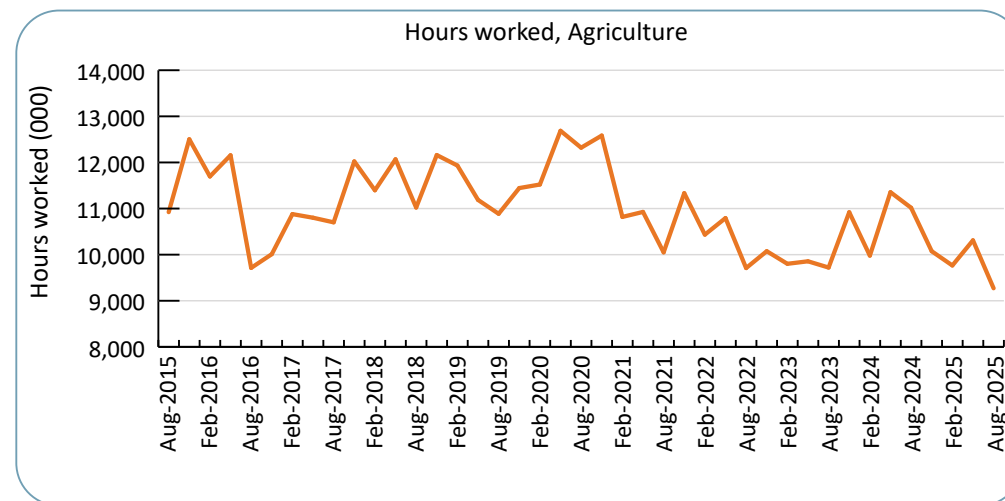
Source: [ABS 2025, Labour Force, Australia, Detailed](#)

In August 2025, the full-time share of employment in agriculture decreased to 70.5%, consistent with the average share over the last 3 years.



Source: [ABS 2025, Labour Force, Australia, Detailed](#)

The share of female workers in agriculture decreased slightly to 32.3%, slightly lower than the average share over the last 3 years which is 33.5%.



Source: [ABS 2025, Labour Force, Australia, Detailed](#)

In August 2025, monthly hours worked in agriculture decreased to 9.3 million hours, this is 9% lower than the average over the last 3 years of 10.2 million hours, and the lowest level since the commencement of the series in the November quarter 1984. This partially reflects efficiencies from economies of scale and increasing automation over recent decades.

Updated October 2025