



Annual Report

2013

2014

REV  
INDEX

OK

  
**TechCollect**  
Recycling e-waste responsibly

 **ANZRP**  
Australia and New Zealand  
Recycling Platform Limited



# CHAIRMAN'S LETTER



Welcome to ANZRP's third Annual Report. We have decisively moved from the start-up phase to consolidating our credentials as the leading Co-regulatory Arrangement under the National Television and Computer Recycling Scheme.

## A year of achievements

It's been a challenging but highly rewarding year and I'm delighted to announce that we met our regulatory targets for 2013/14. But this only tells part of the story of the TechCollect program's success in servicing the community.

While there was much to learn in our first full year of operations, in 2013/14 we reaped the benefits of experience, sharpening our day-to-day management to deliver a high quality program.

Several key factors set ANZRP apart from its competitors and provided the groundwork for our anticipated future growth and success.

### WE BECAME AN OFFICIAL NFP

In March 2014 we were given not-for-profit (NFP) status by the Australian Taxation Office (ATO), with positive implications for how we market our brand and provide differentiation from our profit-focused competitors.

Additionally, the TechCollect program is not an adjunct to other lines of business, but our core focus – so we're always looking to the future and delivering the best service with the highest standard of recycling.

### WE'RE INDUSTRY-RUN

Our industry for industry model, with some of the biggest global technology brands on our Board – again unique among scheme arrangements – ensures that we balance our NFP status with strong commercial acumen and pragmatism. This has two key benefits to our members:

- **ANZRP is truly their Co-regulatory Arrangement:** representing their industry, addressing its challenges, and driving scheme improvements and amendments on their behalf.
- **Our members can have a say in ANZRP policy and direction:** our Board operates on a rotation basis and periodically invites nominations for new members. And all members can participate in regular forums to provide their feedback directly to the ANZRP team.

### WE HAVE GREAT PARTNERSHIPS

As part of our long-term commitment to the scheme, we build sound business relationships to last. Many organisations have played a role in the success of the TechCollect program over the last year:

- **Operations:** our relationships with collection and logistics partners, recyclers and auditors have added immeasurably to the professionalism and quality of our service.
- **Regulations:** we work constructively with the regulator, lobbying for amendments, securing their participation in our forums and – I trust – providing useful insight into scheme implementation.
- **Bedfellows:** we work closely with organisations like Planet Ark, ABRI, Mobile Muster, the Global Product Stewardship Council and international product stewardship arrangements, who provide expertise, support, encouragement and advice to enhance our program.
- **Members:** our members are also our partners. In the last year we worked closely with members on various collection initiatives which reinforced their own credentials as responsible corporate citizens.

## Our people

### THE ANZRP BOARD

Our Board members give ANZRP an unmatched level of industry authority. This was confirmed in 2014 when an independent evaluation determined that the Board had been extremely successful in guiding our organisation through its formative period.

I'd like to acknowledge two individuals for their roles in periods of Board transition over the last year:

- Steve Rust stepped down as Panasonic Australia CEO and resigned from the ANZRP Board in March. Steve was Chair of our Audit, Governance & Risk (AGR) Committee, and we wish him all the best in his future endeavours.
- Janet Leslie from Canon Australia took over as Chair of the AGR Committee after serving as a member of the Marketing & Stakeholder Engagement (M&SE) Committee. Janet is a founding member of our Board whose wealth of experience will serve us well in her new role.

### THE TECHCOLLECT TEAM

Carmel Dollisson and her dedicated ANZRP / TechCollect team have done a great job in achieving our targets for 2013/14.

- In September 2013 we brought full management of the program in-house without a hitch due to the hard work of the Operations and Channel team.
- Alongside their work, the Marketing team ensured that our brand was far and away the most visible – and community-minded – of the five scheme arrangements.
- And our Finance team ensured that we operated on a sound footing, carefully managing our members' investments and the reporting process.

On behalf of the Board, I congratulate the ANZRP / TechCollect team for its hard work in servicing the needs of a large membership, meeting regulatory requirements and driving a large and complex infrastructure.

### MAINTAINING SUCCESS INTO THE FUTURE

ANZRP is in great shape but we can't afford to rest on our laurels in an intensely competitive and constantly shifting environment.

We're now turning our attention to developing and implementing a long-term plan to drive our business towards 2020 and beyond, focusing on our key priorities:

- member retention and acquisition
- meeting our members' liability
- driving down costs
- recycling responsibly

We will continue working on this plan over the coming months, with a view to completion and approval by the Board in early 2015.

That we are now increasingly focused on this longer-term planning is perhaps the best testament to our strong year. The TechCollect program is now a firmly established and highly regarded player in the Australian e-waste recycling business. We look forward to continued success in the years ahead, and thank all of our partners for their contributions.

**Mark Mackay**  
Chairman ANZRP

#### ANZRP BOARD

##### Mark Mackay

CHAIRMAN  
(appointed 4 July 2012)

##### Janet Leslie

CANON AUSTRALIA PTY LIMITED  
(appointed 16 November 2011)

##### Garry Pearce

EPSON AUSTRALIA PTY LIMITED  
(appointed 4 July 2012)

##### Mark Whittard

TOSHIBA AUSTRALIA PTY LIMITED  
(appointed 16 November 2011)

##### Michael Wilson

FUJI XEROX AUSTRALIA PTY LIMITED  
(appointed 4 July 2012)

##### Robert Mesaros

HEWLETT PACKARD AUSTRALIA  
PTY LIMITED  
(appointed 4 July 2012)

##### Lynn Loh

ALTERNATE  
HEWLETT PACKARD ASIA PACIFIC  
PTE LTD  
(appointed 26 September 2013)

##### Stephen Rust

PANASONIC AUSTRALIA PTY  
LIMITED (appointed 8 March 2012/  
resigned 31 March 2014)

##### Martin Stokie

PRICEWATERHOUSECOOPERS  
(appointed 4 July 2012)

##### Kerryn O'Brien

ALTERNATE  
INDEPENDENT MANAGEMENT  
CONSULTANT  
(appointed 26 September 2013)

#### AUDIT, GOVERNANCE & RISK COMMITTEE

##### Steven Rust

CHAIRMAN  
(till 31 March 2014)

##### Janet Leslie

CHAIRMAN  
(from 31 March 2014)

##### Mark Mackay

CHAIRMAN

##### Michael Wilson

##### Martin Stokie / Kerryn O'Brien

#### MARKETING & STAKEHOLDER ENGAGEMENT COMMITTEE

##### Mark Whittard

CHAIRMAN

##### Mark Mackay

CHAIRMAN  
(till 31 March 2014)

##### Garry Pearce

(from 31 March 2014)






What a great year it's been. I'm very happy to report that ANZRP's second full year of operations has been successfully completed.

Last year I reported on the challenges of operating in a new and largely unknown market. In 2012/13 Co-regulatory Arrangements (CAs) were navigating an enormous learning curve. But we've been able to apply our learnings to firmly establish a world class collection and recycling program that keeps e-waste out of landfill and recovers precious resources, while meeting our members' liability.

## The year in review

We have continued to be a fair, transparent and equitable company maintaining a strong and sustainable model, reflecting our long-term goals. The principles established by our founding members set us on a path to implement a truly successful strategy for sound product stewardship.



### CHALLENGES IN THE EXTERNAL ENVIRONMENT

There continued to be numerous challenges and learnings. We're still operating in an environment which can be difficult and – above all – competitive, with four other CAs in the market. ANZRP remains the only not-for-profit, industry for industry arrangement whose sole focus is on improving the scheme for industry.

From the outset this year we had a volume shortfall to make up, along with previous year Reasonable Access requirements, but we achieved both very quickly with the support of our partners.

Some developments have not reflected well on the scheme or the broader principles of product stewardship. The glass stockpile of about 6,000 tonnes of Cathode Ray Tube (CRT) glass in NSW, which arose due to a mix of over-collection and perhaps unrealistic contracting, led to the closure of several social enterprises and an environmental problem. ANZRP – through its recyclers – has fully recycled the CRT glass we have collected, ensuring that our own members are protected. We applaud EPA NSW for dealing with the matter

### SUCCESS IN THE TECHCOLLECT PROGRAM



Our TechCollect program provided a real benchmark of industry success in 2013/14, and we truly believe it led the industry in best practice and long-term sustainability.

One of our earliest successes of the year was that we seamlessly transitioned to in-house management of the TechCollect program, in September 2013. Our program has benefited from the relationships we've developed and improvements we've implemented. We've gone from strength to strength, forming solid and reliable partnerships with companies like our logistics provider, Toll Express, who complement the professional work of our collection partners and recyclers.

Our collection partners continued to provide the vital public interaction with our service and brand. We also expanded our collection scope through B2B

activities; trialled pop-up events; and continued to operate a retail strategy, though the latter will be less significant to our operations in 2014/15. We applied a consistently innovative and dynamic approach that responded effectively to an ever-changing environment. We believe we've seen the end of the "bump" created by the digital switch, and are watching with interest the known excess collections.


In line with our strategy to support recyclers that both meet the standard and have the capability to invest in technology/processes to improve recycling in Australia, we've maintained our relationships with the same recyclers.

We carefully managed recycling: this is vital to protecting our members' reputations and applies to everything we do, from our selection of partners, to achieving a 90% recovery rate of materials, to the auditing process undertaken by independent EHS specialists to ensure recyclers are meeting the appropriate standards, including proper management of the downstream supply chain. We are delighted to be working with the Endeavour Foundation,

an independent NFP with leading disability support services, as a new recycler.

All these partners have been instrumental in our program's operational success. But to ensure the public know that we exist, our marketing activity has again set us apart from our competitors. The TechCollect brand was by far the most active and visible presence of all the CAs, not just in the bread-and-butter work of ensuring our sites are actively promoted, but in working closely with other stakeholders to drive e-waste education and awareness.

Finally, the stability and consistency of our program has been driven by our people. We have a great team in place and its goal is to ensure our members have as little as possible to worry about when it comes to managing their liability, and can confidently leave it to us to provide a great service to the community on their behalf.



(even if it shouldn't be the responsibility of the taxpayer) and encourage all State and Territory regulatory bodies to monitor and regulate to avoid this type of situation in future.

The granting of export permits for (sound and environmentally safe) treatment of CRT glass to several recyclers should assist in resolving the problem, at least in the short term.

ANZRP carefully managed volume to ensure that we not only didn't under-collect, but avoided significant over-collection. Our Board requested that we over-collect, as a safety measure, to a planned level. Ideal volume management for CAs should ensure that all parties in the supply chain have an ongoing arrangement rather than a race to the target which causes frustration and distress.

Sadly there was distress for some parties; in several cases we were able to assist with the collection of backlogs, but this was a short-term solution.

Understanding the real level of waste

arising is an issue, as is the unmeasured level of recycling outside the scheme. It appears that State and Local governments are not significantly recycling and are seeking ways of having their communities' e-waste passed on to CAs for free recycling. Clearly, this is not the basis of the understanding between Federal and State governments.

The scheme still has a way to go to be stable which requires shared understanding and undertakings, clear and unified communications and a true focus on resource recovery.



# CEO'S Report

## MEMBER ACTIVITIES AND ADVOCACY

In a market almost “crowded” with CAs we need to stand out in the crowd not only through a lean and high quality program, but ensuring our members get the benefits of value added services driven by our focus on standards and reducing the impact of compliance. We are frequently told even by non-member liable parties that we have the right model and approach!


We consistently represent our members in regulatory advocacy. We don't pay lip service to the notion of looking after their

interests, we do it in tangible ways. We solved the inequity of two product classes in Year One by successfully lobbying for regulatory change and are again lobbying for amendments to converted weights to reflect products. To reduce liability we're also arguing for a reduction to the scaling factor for computer products to account for those re-marketed and shipped off-shore.

We've enjoyed working closely with individual members over the last year and look forward to the opportunity with

more members next year. For example, we developed strong relationships with members of Fuji Xerox's dealership network, ran a major one-off event with Dell at its Sydney offices, trialled an office drop-off and are managing product collection and recycling with Canon together with managing a number of members' reporting volume requirements.

Member retention is a major priority for ANZRP, and happily we retained the majority of our members representing, in total, more than 43% of all liable parties by volume. Where members left our program, it was due either to them no longer being liable (the majority) or to the intensely price-based offers put forward by other CAs.



## WORKING WITH THE REGULATOR

Our relationship with the Department of the Environment continued to be positive and beneficial to our members.

A change in government in September 2013 had little impact on day-to-day regulations, but we were pleased that the new Minister for the Environment, the Hon Greg Hunt, launched TechCollect's official National Recycling Week campaign at St Michaels Primary School in Blacktown, Sydney. We value the advice and input of Peter Brisbane and the regulatory team and will continue to work closely with them, to ensure that the scheme evolves to best service the Australian public, while meeting our members' liability.



## The year ahead

We are now firmly established and are looking at what's next! That includes leveraging our operations for greater efficiency, seeking synergies with partners, the ongoing drive to reduce the impact of compliance on members through advocacy and developments in New Zealand.

A key area is to move into a greater consciousness of “resource recovery” and gain buy-in from players in the product lifecycle beyond manufacturers, with particular focus on the role of State and Local government in regulation and community awareness. We will continue to work on the implementation of the standard and accreditation process, and support our recyclers in meeting the reporting requirement of the Material Recovery Targets (MRT).

Of course we'll focus on seeking even greater efficiencies so we remain a lean and sustainable program. We keep a watch on market trends and developments locally and globally.

In the channel area, we'll increase our focus on B2B opportunities that drive greater levels of metro and non-glass collection. The B2B strategy has already proven successful, and puts us in contact with a range of businesses with whom we can develop long-term associations for a steady supply of e-waste.


We will reduce retail collection sites, while maintaining our solid relationships with local councils and waste management organisations across the country, both for volume and Reasonable Access (RA). I'm very happy to advise that we have already achieved 100% RA for 2014/15.

We will be strongly focused, as always, on advocacy for our members. 2014/15 will be extremely busy in the regulatory space, as we explore areas for MRT improvement; ensure we play a key role in the accreditation of the new standard; conduct research to assist in building our case for revised scaling factors and amended converted weights and tariff codes; and seek various operational amendments to reduce the unpredictability of volume and membership for CAs.

We've pushed for the standard to be adopted and for the implementation of MRT to create a level playing field which should be delivered this year. This, together with the fall-out from the glass stockpiles and resulting business failures, will take its toll on CAs – we are ready to take on additional members and expand our service offering.

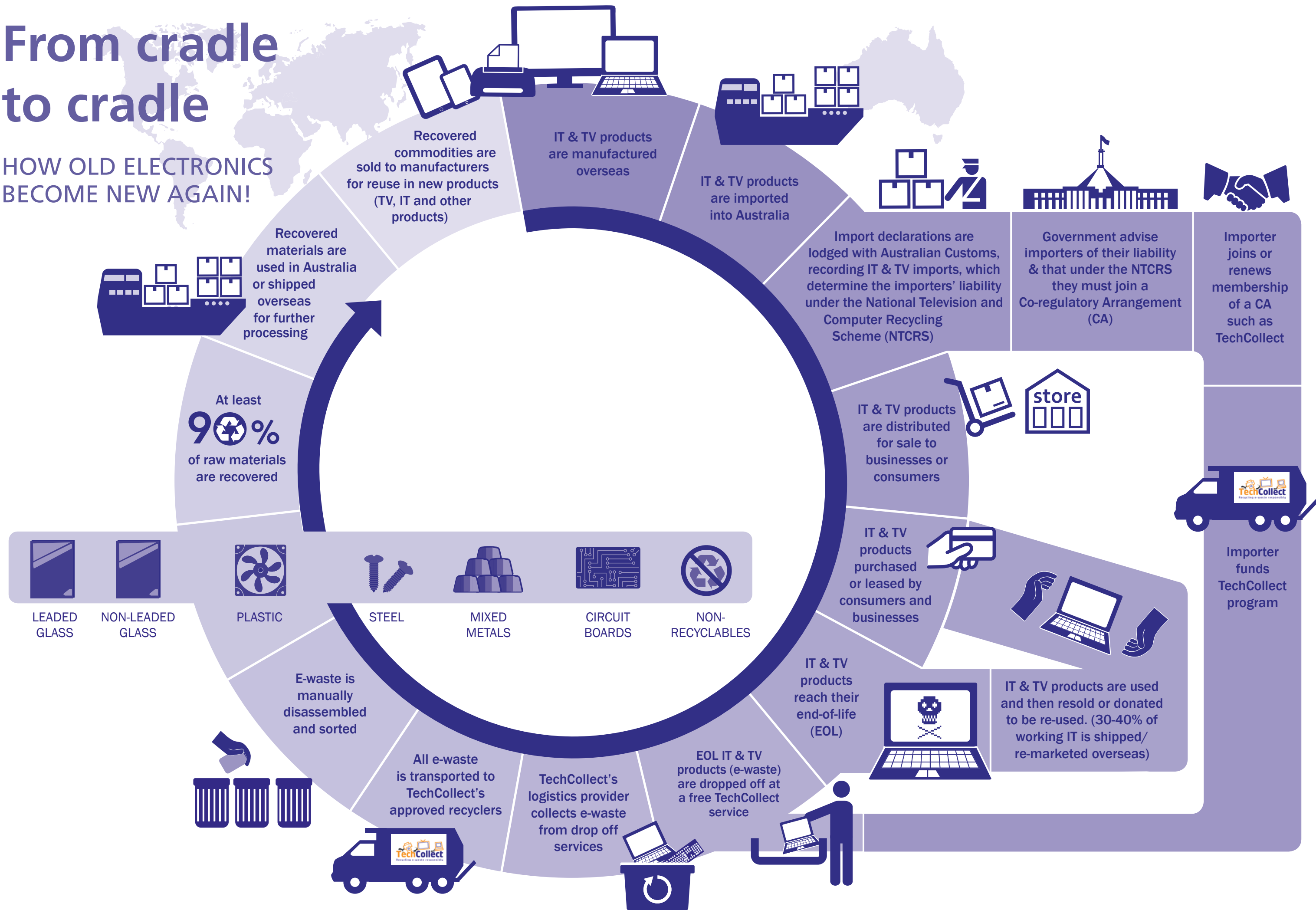
And so we enter our third full year of operations in a very positive frame – with most of the challenges of a start-up now well behind us, but with much still to do in a very competitive and intense environment. Happily, with a great team, solid partnerships and an enviable membership, we are very confident that we will continue to lead the market and provide the very best community outcomes. Thank you to everyone who has contributed to our success over the last year.

Carmel Dollisson  
CEO ANZRP



# From cradle to cradle

HOW OLD ELECTRONICS BECOME NEW AGAIN!








TechCollect continued to be the largest and most extensively promoted program operating under the National Television and Computer Recycling Scheme (NTCRS) in 2013/14. We achieved success through:

- meeting regulatory targets
- maintaining strong relationships with our program partners
- a smooth transition to in-house program management
- frequency and quality of promotional activity



## Collection, recycling and logistics

### COLLECTION PARTNERS AND SERVICES

A key priority for ANZRP in bringing management of the TechCollect program in-house was ensuring that there was no disruption to our free service to the public.

The results for the year indicate how this objective was met:

- By 30 June TechCollect had provided 258 services across Australia (208 permanent, 50 one-off events – see pages 14-15 for a full list).
- This was a major increase on the 143 services provided in the previous year – 62 of which were one-off events.

Two key strategies, informed by our learnings from the previous year, contributed to our choice of services:

- We reduced event collection services. Permanent sites delivered volume at lower cost and savings to our members, hence the decrease of events from 62 in 2012/13 to 37 in 2013/14.

- We had a multi-channel approach. While local council transfer stations and waste management organisations continued to be our dominant partners, we expanded our collection scope to include a business-to-business (B2B) service, particularly for non-glass / IT product. At the same time, we began a process of reducing our retail sites.

Our B2B strategy took on multiple forms. We collected e-waste directly from individual businesses that contacted us in response to a proactive outreach strategy, ran collection activities in conjunction with our members and hooked into their business connections to source volume.

The map on the opposite page (Fig. 1) shows the total weight of TV and Computer (IT) products collected under the TechCollect program in each state and territory in 2013/14, excluding Member Reporting Volume.

some of the country's most remote areas like Maningrida in Arnhem Land – to our recycling partners in the major capital cities.

But our partnership went much further, with Toll providing access to its vast network of depots (and staff), some of which were used to host and staff collection events.

The remaining transport movements were managed by our recyclers (45%) and other transport providers.

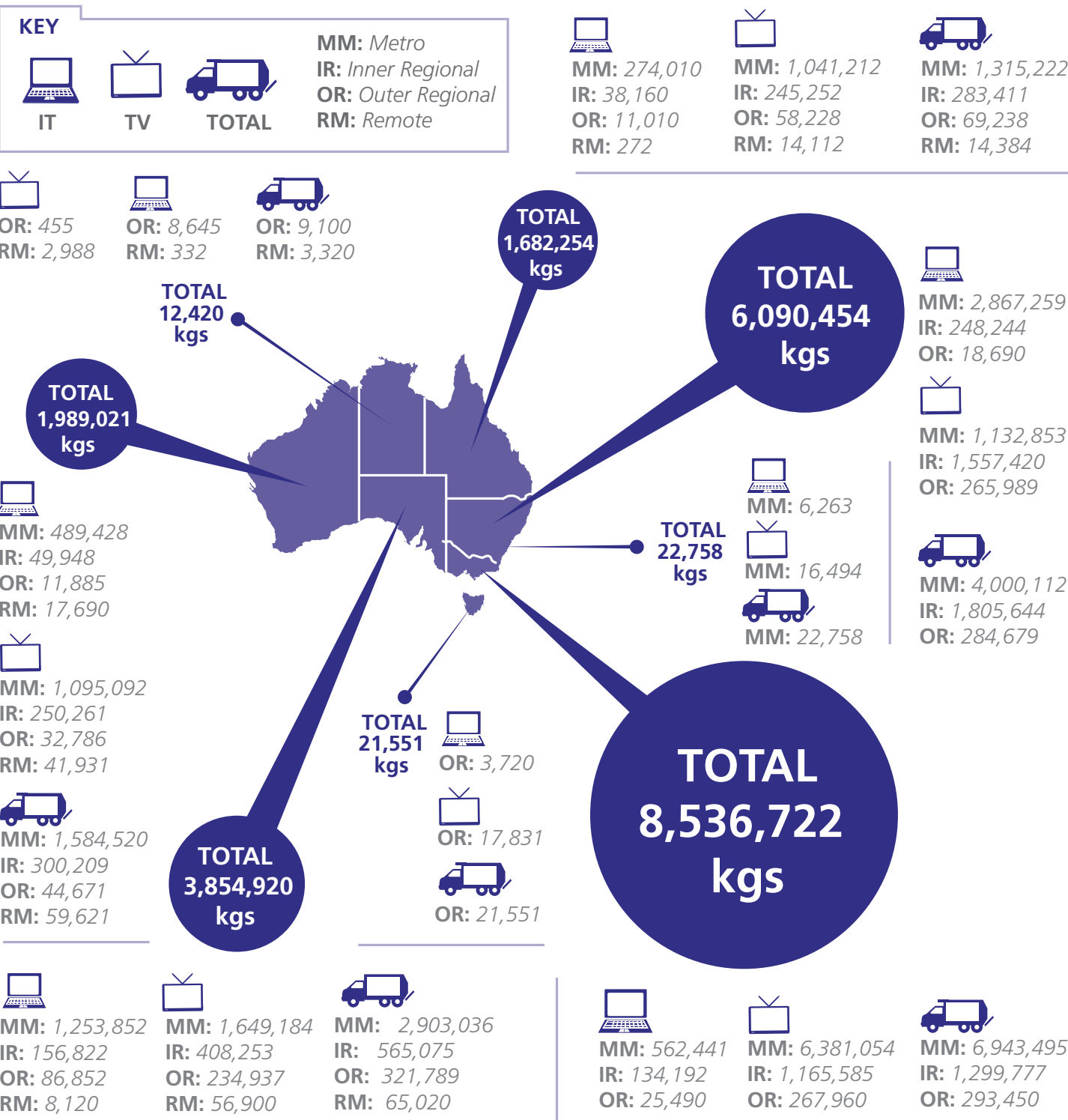
### LOGISTICS



The second essential pillar in the program's success in 2013/14 was logistics: getting the e-waste from the collection sites to our recyclers.

Our major logistics partner since October 2013 has been Toll Express Transport Group, a division of the Toll Group, Australia's largest transport provider. Of 3,459 transport movements, Toll completed 45%, moving e-waste from collection sites – including

FIG. 1: TOTAL WEIGHTS (KGS) OF PRODUCTS COLLECTED BY THE TECHCOLLECT PROGRAM IN EACH STATE / TERRITORY



Figures do not include Member Reporting Volume.  
No product was being stored at a facility other than a recycling facility at the end of 2013/14. No product was exported.

### RECYCLERS

Reinforcing the stable nature of the TechCollect program and the careful decisions made in the start-up phase, we retained all our recyclers from the previous year:



- E-Cycle (South Australia)
- PGM (Victoria)
- Sims (New South Wales, Queensland, Victoria, Western Australia)
- TES-AMM (New South Wales, Victoria)
- Total Green Recycling (Western Australia)

Late in the year Endeavour Foundation was engaged to manage some of the program's Queensland requirements in 2014/15.

All of our recyclers were, as previously, expected to deliver to the highest standards, with auditing taking place throughout the year.





## Achieving regulatory targets

### VOLUME

ANZRP collected 28,523 tonnes of e-waste in 2013/14. The volume recycled was 27,894 tonnes, including volume shortfall carried over from 2012/13.

This successful result was due to intensive ongoing management of collection partners and channels.

Fig. 2 indicates the split of commodities recovered from the recycling process.

FIG. 2: TECHCOLLECT VOLUME RECYCLING SPLITS (TONNES)

METAL	10,193.86
PLASTIC	6,288.93
CIRCUIT BOARD	1,528.07
GLASS (LEADED)	5,029.95
GLASS (NONLEADED)	2,515.57
RECOVERY - OTHER	1,275.56
LANDFILL	1,061.59
TOTAL	27,893.53

### REASONABLE ACCESS

TechCollect achieved 100% Reasonable Access (RA) through its 258 collection services. While a large number of services (105) was provided to metropolitan areas, regional Australia was covered through 116 services (65 to Inner Regional, 51 to Outer Regional) and remote Australia through 37 services.

RA requirements led to some impressive operational and logistical achievements by the program. In one week alone (February-March 2014), we ran eight events in regions as geographically diverse as Nhulunbuy (NT), Mount Isa (Qld), Hervey Bay (Qld), Geraldton (WA), Port Hedland (WA), Singleton (NSW) and Alice Springs (NT).

#### TECHCOLLECT MARKETING TEAM

Tim Fullerton – National Marketing Manager  
Kim Robinson – Marketing Coordinator

### OHS AND ENVIRONMENTAL INCIDENTS

ANZRP and its partners operate to the highest occupational health & safety and environmental standards. Nevertheless, issues sometimes occur and there were three reportable incidents in 2013/14:

**SERIOUS INJURY OR INCIDENT:** 25 November 2013.

A driver incurred a severe cut to his leg while attempting to free a television stuck at the doors of a skip. He received immediate medical attention and was taken to hospital where he received surgery to stitch the laceration. ANZRP followed up with the transport provider to understand the cause of the incident and the driver's well-being. The transport provider stated that the driver had not followed safe work practices – when he returned to work, he was re-trained to ensure he understood the approved methods for safe handling of e-waste to eliminate the risk of injury.

**DANGEROUS INCIDENT:** 19 December 2013. Material dislodged from an overfilled cage and fell on a driver. He was wearing a hard hat but suffered some lacerations to the face. The collection site was advised by ANZRP not to over-fill collection units, and re-trained its employees on handling procedures including safe storage. The transport provider advised its drivers that any hazards (including over-stacked collection units) need to be assessed when accessing collection sites, to reduce the risk of injury. The driver had no time off work.

**DANGEROUS INCIDENT:** 6 March 2014. A recycler performed Environmental Blood testing and found an employee had a high level of lead in his blood. Work Safe was advised and he was removed to a non-production position, resuming original duties after further testing showed safe levels. An investigation found that the high lead level was due to incorrect use of a full face mask and poor personal hygiene. The recycler adopted better procedures, including re-training, to ensure employees used correct protective equipment and personal hygiene.

## Creating awareness and building the brand

Having established our brand in Year One, the marketing focus in 2013/14 was twofold:

- Generating awareness about the TechCollect service
- Establishing TechCollect's unique proposition and credentials as a thought leader in the waste recycling field



### SPREADING THE TECHCOLLECT MESSAGE

The scheme requires each CA to ensure that the public has access to information about its collection services. TechCollect maintained an informative and user-friendly website with all details about its permanent and event services. However, we did a great deal more to "spread the word" about our services and activities.

Local area marketing was an important part of TechCollect marketing activity in 2013/14, including:

- Local newspapers (print and online)
- Local radio
- Social media advertising
- TechCollect website and social media channels (Facebook, Twitter)
- Direct mail
- Media releases
- Third party channels (e.g. Planet Ark's Recycling Near You website)
- Communication by collection partners (e.g. council newsletters)

We believe that TechCollect was the most visible of the CAs operating under the scheme. In addition to local area marketing activity, advertisements were placed in two of the country's most important newspapers, The Age and the Sydney Morning Herald.

A key measure of TechCollect's success in consistently generating awareness throughout the year is that hits on our website from first-time visitors were, on average, 71.3% of all visits per month. The program was achieving a constant growth of new TechCollect "advocates". Other social media metrics, including Facebook likes and Twitter followers, were extremely responsive to media activity promoting our permanent and event services.

FIG. 3: SAMPLE TECHCOLLECT MEDIA COVERAGE



### THOUGHT LEADERSHIP

Alongside activity directly related to collection services, we continued building brand recognition and credentials by positioning TechCollect at the forefront of e-waste discussion and debate.

In 2013/14 we:

- conducted two highly successful thought leadership forums for liable parties and other industry stakeholders, with attendance by the regulator at both
- co-sponsored Planet Ark's Recycling Near You website
- co-sponsored National Recycling Week and conducted a week of activities, launched by The Hon Greg Hunt, Minister for the Environment
- drove awareness of the final stages of the national digital switchover in Sydney and Melbourne
- secured multiple interviews with ANZRP CEO Carmel Dollisson in media across the country
- co-sponsored Sustainability Victoria's ResourceSmart School Awards
- participated in waste conferences, including the signature Waste Expo event in Coffs Harbour, where Carmel Dollisson presented on the topic of e-waste
- provided regular communication to our membership to keep them informed of TechCollect's activities

These thought leadership activities will play an even more vital role in TechCollect's marketing activity in 2014/15.

TechCollect recovers at least 90% of materials for re-use in new products.





# Permanent and event collection services, 1 July 2013 – 30 June 2014

STATUS KEY: P = Permanent E = Event

LOCATION	STATUS	STATE	DATE OPENED	DATE CLOSED
Fyshwick	E	ACT	12/04/14	12/04/14
Mitchell	P	ACT	10/06/14	N/A
Blacktown	E	NSW	12/12/13	20/12/13
Broadmeadow	E	NSW	20/07/13	20/07/13
Broken Hill	E	NSW	28/02/14	28/02/14
Campsie	E	NSW	16/11/13	17/11/13
Clarendon	E	NSW	07/06/14	08/06/14
Cobar	E	NSW	08/02/14	08/02/14
Dubbo	E	NSW	06/07/13	06/07/13
Frenchs Forest	E	NSW	31/05/14	31/05/14
Gosford	E	NSW	07/12/13	08/12/13
Minnamurra	E	NSW	04/05/14	04/05/14
Miranda	E	NSW	22/03/14	22/03/14
Parramatta	E	NSW	10/05/14	10/05/14
South Penrith	E	NSW	08/03/14	08/03/14
Quakers Hill	E	NSW	09/05/14	10/05/14
Queanbeyan	E	NSW	10/05/14	10/05/14
Rose Bay	E	NSW	01/07/13	01/07/13
Singleton	E	NSW	28/02/14	28/02/14
St Peters	E	NSW	14/02/14	14/02/14
Ultimo	E	NSW	01/12/13	01/12/13
Walcha	E	NSW	28/06/14	28/06/14
Albury	P	NSW	N/A	N/A
Armidale	P	NSW	17/03/14	07/05/14
Armidale	P	NSW	01/12/13	17/03/14
Auburn	P	NSW	01/12/13	07/05/14
Auburn	P	NSW	07/05/14	N/A
Balgowlah	P	NSW	13/12/13	N/A
Bargo	P	NSW	N/A	N/A
Barham	P	NSW	26/09/13	N/A
Bathurst	P	NSW	07/05/14	N/A
Bennetts Green	P	NSW	01/12/13	N/A
Blacktown	P	NSW	01/12/13	N/A
Broken Hill	P	NSW	13/12/13	N/A
Castle Hill	P	NSW	01/12/13	N/A

LOCATION	STATUS	STATE	DATE OPENED	DATE CLOSED
Cobar	P	NSW	13/12/13	N/A
Coffs Harbour	P	NSW	16/12/13	N/A
Dalmeny	P	NSW	N/A	N/A
Dubbo	P	NSW	N/A	N/A
Forster	P	NSW	05/02/14	N/A
Griffith	P	NSW	07/05/14	N/A
Griffith	P	NSW	18/12/13	07/05/14
Gunnedah	P	NSW	13/12/13	N/A
Inverell	P	NSW	N/A	N/A
Jilliby	P	NSW	N/A	15/12/13
Katoomba	P	NSW	N/A	N/A
Kempsey	P	NSW	N/A	N/A
Kincumber	P	NSW	N/A	N/A
Lightning Ridge	P	NSW	20/12/13	N/A
Lismore	P	NSW	N/A	N/A
Macleay	P	NSW	N/A	N/A
Marsden Park	P	NSW	N/A	N/A
Matraville	P	NSW	N/A	N/A
Mortdale	P	NSW	N/A	N/A
Moruya	P	NSW	N/A	N/A
Moss Vale	P	NSW	N/A	N/A
Mulgoa	P	NSW	N/A	N/A
Muswellbrook	P	NSW	13/12/13	N/A
Narrabri	P	NSW	01/12/13	07/05/14
North Wollongong	P	NSW	25/03/14	N/A
Nowra	P	NSW	01/12/13	N/A
Parkes	P	NSW	N/A	12/11/13
Penrith	P	NSW	13/12/13	N/A
Port Macquarie	P	NSW	N/A	N/A
Thornleigh	P	NSW	01/01/14	N/A
Wagga Wagga	P	NSW	01/12/13	N/A
Wetherill Park	P	NSW	N/A	N/A
Wetherill Park	P	NSW	01/12/13	N/A
Woy Woy	P	NSW	N/A	N/A
Alice Springs	E	NT	28/02/14	28/02/14

LOCATION	STATUS	STATE	DATE OPENED	DATE CLOSED
Maningrida	E	NT	17/03/14	24/03/14
Nhulunbuy	E	NT	26/02/14	26/02/14
Tennant Creek	E	NT	28/06/14	28/06/14
Alice Springs	P	NT	03/04/14	N/A
Alice Springs	P	NT	13/12/13	N/A
Berrimah	P	NT	13/12/13	N/A
Katherine	P	NT	20/12/13	N/A
Tennant Creek	P	NT	20/12/13	N/A
Maryborough	E	QLD	27/02/14	27/02/14
Mt Isa	E	QLD	27/02/14	27/02/14
Benaraby	P	QLD	N/A	N/A
Blackwater	P	QLD	09/09/13	15/04/14
Bowen	P	QLD	01/12/13	N/A
Brendale	P	QLD	N/A	N/A
Burleigh Heads	P	QLD	28/03/14	N/A
Caboolture	P	QLD	19/11/13	N/A
Cairns	P	QLD	18/12/13	07/05/14
Cairns	P	QLD	07/05/14	N/A
Cannonvale	P	QLD	13/12/13	N/A
Capalaba	P	QLD	01/12/13	N/A
Charleville	P	QLD	01/12/13	22/05/14
Charters Towers	P	QLD	09/09/13	15/04/14
Clontarf	P	QLD	N/A	N/A
Crestmead	P	QLD	N/A	N/A
Cunnamulla	P	QLD	07/05/14	N/A
Emerald	P	QLD	N/A	N/A
Emerald	P	QLD	01/09/13	07/05/14
Emerald	P	QLD	07/05/14	N/A
Gladstone	P	QLD	N/A	N/A
Gladstone	P	QLD	12/09/13	N/A
Goondiwindi	P	QLD	20/12/13	N/A
Gracemere	P	QLD	N/A	N/A
Gympie	P	QLD	N/A	N/A
Helensvale	P	QLD	01/09/13	N/A
Hervey Bay	P	QLD	13/12/13	N/A
Longreach	P	QLD	18/12/13	07/05/14
Mackay	P	QLD	12/09/13	N/A
Merrimac	P	QLD	01/09/13	N/A
Miami	P	QLD	29/01/14	28/03/14
Molendinar	P	QLD	29/01/14	N/A
Moranbah	P	QLD	N/A	N/A
Moranbah	P	QLD	09/09/13	15/04/14
Mount Isa	P	QLD	13/12/13	N/A
Mudgeeraba	P	QLD	29/01/14	N/A
Murarrie	P	QLD	03/04/14	N/A
Oxley	P	QLD	01/12/13	N/A
Portsmith	P	QLD	N/A	31/10/13

LOCATION	STATUS	STATE	DATE OPENED	DATE CLOSED
Reedy Creek	P	QLD	29/01/14	28/03/14
Rockhampton	P	QLD	13/12/13	N/A
Roma	P	QLD	20/12/13	N/A
Seventeen Seventy	P	QLD	N/A	N/A
Stapylton	P	QLD	29/01/14	N/A
Stotts Creek	P	QLD	29/01/14	N/A
Tanawha	P	QLD	N/A	N/A
The Common	P	QLD	N/A	N/A
Thursday Island	P	QLD	01/12/13	07/05/14
Thursday Island	P	QLD	07/05/14	N/A
Toowoomba	P	QLD	01/12/13	N/A
Townsville	P	QLD	12/09/13	N/A
Weipa	P	QLD	01/12/13	07/05/14
Weipa	P	QLD	07/05/14	N/A
Winton	P	QLD	20/12/13	N/A
Yeppoon	P	QLD	01/09/13	N/A
Yeppoon	P	QLD	12/09/13	07/05/14
Yeppoon	P	QLD	07/05/14	N/A
Burnside	E	SA	15/03/14	16/03/14
Campbelltown	E	SA	23/11/13	24/11/13
Seaford Heights	E	SA	03/09/13	03/09/13
Tanunda	E	SA	23/11/13	24/11/13
Wingfield	E	SA	03/09/13	03/09/13
Bordertown	P	SA	N/A	N/A
Cambray	P	SA	31/08/13	N/A
Clare	P	SA	N/A	N/A
Cummins	P	SA	22/11/13	N/A
Gepps Cross	P	SA	27/02/14	N/A
Gladstone	P	SA	N/A	N/A
Goolwa	P	SA	03/12/13	N/A
Hahndorf	P	SA	08/04/14	N/A
Kadina	P	SA	N/A	N/A
Loxton	P	SA	12/09/13	N/A
North Plympton	P	SA	03/09/13	N/A
Mount Gambier	P	SA	N/A	N/A
Port Germein	P	SA	12/09/13	N/A
Port Lincoln	P	SA	22/11/13	N/A
Renmark West	P	SA	N/A	N/A
Roxby Downs	P	SA	20/12/13	N/A
Seaford Heights	P	SA	03/12/13	N/A
Strathalbyn	P	SA	N/A	N/A
Tailem Bend	P	SA	N/A	N/A
Tumby Bay	P	SA	22/11/13	N/A
Two Wells	P	SA	N/A	N/A
Waikerie	P	SA	12/09/13	N/A
Walleraro	P	SA	30/06/14	N/A
Whyalla	P	SA	01/10/13	N/A

LOCATION	STATUS	STATE	DATE OPENED	DATE CLOSED
Willowie	P	SA	N/A	N/A
Wingfield	P	SA	03/09/13	N/A
Wirrabara	P	SA	12/09/13	N/A
Yankalilla	P	SA	N/A	N/A
Burnie	P	TAS	31/01/14	N/A
Burnie	P	TAS	13/12/13	N/A
Hobart	P	TAS	13/12/13	N/A
Launceston	P	TAS	13/12/13	N/A
Cranbourne	E	VIC	16/11/13	16/11/13
Charleton	E	VIC	11/03/14	31/05/14
Eumering	E	VIC	16/11/13	16/11/13
Moonee Ponds	E	VIC	03/09/13	03/09/13
Sunshine	E	VIC	14/12/13	14/12/13
Richmond	E	VIC	24/05/14	25/05/14
Wantirna South	E	VIC	03/09/13	03/09/13
Warrandyte	E	VIC	27/10/13	27/10/13
Airport West	P	VIC	23/08/13	N/A
Ballarat	P	VIC	24/02/14	N/A
Brighton	P	VIC	01/12/13	N/A
Camberwell	P	VIC	N/A	N/A
Chadstone	P	VIC	01/12/13	N/A
Clayton South	P	VIC	27/03/14	N/A
Colac	P	VIC	18/12/13	N/A
Dandenong	P	VIC	01/12/13	N/A
Dandenong	P	VIC	01/12/13	N/A
Drysdale	P	VIC	29/10/13	N/A
Eaglehawk	P	VIC	N/A	N/A
Forge Creek	P	VIC	N/A	N/A
Horsham	P	VIC	20/12/13	N/A
Lardner	P	VIC	N/A	N/A
Malvern	P	VIC	12/12/13	N/A
Mildura	P	VIC	18/10/13	N/A
Moe	P	VIC	N/A	N/A
Moonee Ponds	P	VIC	N/A	N/A
Morwell	P	VIC	N/A	N/A
Neerim South	P	VIC	21/12/13	N/A
North Geelong	P	VIC	29/10/13	N/A
Notting Hill	P	VIC	N/A	N/A
Portland	P	VIC	24/02/14	N/A
Preston	P	VIC	01/12/13	N/A
Shepparton	P	VIC	13/12/13	07/05/14
Shepparton	P	VIC	07/05/14	N/A
Swan Hill	P	VIC	N/A	N/A
Thomastown	P	VIC	01/12/13	N/A
Trafalgar	P	VIC	19/12/13	N/A
Traralgon	P	VIC	N/A	N/A
Vermont South	P	VIC	25/11/13	N/A

LOCATION	STATUS	STATE	DATE OPENED	DATE CLOSED
Wantirna South	P	VIC	N/A	N/A
Werribee	P	VIC	N/A	N/A
Wodonga	P	VIC	N/A	N/A
Baldivis	E	WA	18/10/13	18/10/13
Bayswater	E	WA	21/11/13	21/11/13
Bayswater	E	WA	23/03/14	23/03/14
Canning Vale	E	WA	26/10/13	27/10/13
Craigie	E	WA	28/06/14	29/06/14
Forrestfield	E	WA	14/03/14	15/03/14
Geraldton	E	WA	26/02/14	26/02/14
Tamala Park	E	WA	24/12/13	24/12/13
Wedgefield	E	WA	27/02/14	27/02/14
Welshpool	E	WA	24/05/14	24/05/14
Albany	P	WA	18/12/13	14/02/14
Australind	P	WA	N/A	N/A
Balcatta	P	WA	01/09/13	N/A
Baldivis	P	WA	18/10/13	N/A
Bandy Creek	P	WA	N/A	N/A
Bibra Lake	P	WA	01/09/13	N/A
Bibra Lake	P	WA	N/A	N/A
Brookdale	P	WA	01/09/13	N/A
Broome	P	WA	31/12/13	N/A
Bunbury	P	WA	N/A	N/A
Cannington	P	WA	01/09/13	N/A
Carnarvon	P	WA	31/12/13	N/A
Crooked Brook	P	WA	N/A	N/A
Derby	P	WA	31/12/13	N/A
Dunsborough	P	WA	N/A	N/A
Fremantle	P	WA	N/A	N/A
Geraldton	P	WA	14/02/14	14/02/14
Geraldton	P	WA	10/12/13	14/02/14
Kalgoorlie	P	WA	N/A	N/A
Karratha	P	WA	07/05/14	N/A
Karratha	P	WA	13/12/13	07/05/14
Kununurra	P	WA	31/12/13	N/A
Maddington	P	WA	01/09/13	N/A
Mandurah	P	WA	01/09/13	N/A
Narrogin	P	WA	31/12/13	N/A
Newman	P	WA	31/12/13	07/05/14
Port Hedland	P	WA	13/12/13	N/A
Red Hill	P	WA	05/12/13	N/A
South Perth	P	WA	01/09/13	N/A
Tamala Park	P	WA	N/A	12/03/14
Tom Price	P	WA	31/12/13	N/A
Vasse	P	WA	N/A	N/A
Walliston	P	WA	N/A	N/A
Waroona	P	WA	01/09/13	N/A



## Members for 2013/14

ANZRP's membership includes some of the biggest technology brands in the world.

The following companies were ANZRP members in 2013/14.

## ANZRP MEMBERS

MEMBER ABN	MEMBER NAME	DATE JOINED	DATE LEFT
88864275205	Amicroe Holdings Ltd & Desert Computer Design Inc	11/04/2012	07/04/2014
93096717056	Anyware Corporation Pty Ltd	12/07/2012	30/06/2014
46002510054	Apple Pty Ltd	14/05/2012	NA
32076483808	Bluechip Infotech Pty Ltd	10/04/2012	30/06/2014
17001393835	Brother International (Australia) Pty Ltd	27/04/2012	NA
23160946949	Cablelist Pty Ltd	21/08/2013	30/06/2014
66005002951	Canon Australia Pty Ltd	19/04/2012	NA
22149779939	catchoftheday.com.au Pty Ltd	06/07/2012	30/06/2014
95057286254	Cherry Australia Pty Ltd	19/06/2012	30/06/2014
37583044298	Chimei Innolux Corporation	02/07/2012	30/06/2014
52050332940	Cisco Systems Australia Pty Ltd	29/05/2012	NA
60074912011	Com 1 International Pty Ltd	04/09/2012	NA
83218750498	Competition Team Ireland Ltd	02/07/2012	NA
54073200496	Datalogic ADC Pty Ltd	27/04/2012	30/06/2014
58374786475	Dell Asia Pacific SDN	14/03/2014	NA
46003855561	Dell Australia Pty Ltd	27/04/2012	NA
89718746791	Dell Global B.V. (Singapore Branch)	27/04/2012	NA
95000969362	Dicker Data Ltd	27/04/2012	30/06/2014
69500836953	DMA Unit Trust	27/04/2014	30/06/2014
49136178811	DSG Holdings Australia Pty Ltd	29/08/2013	30/06/2014
78502141245	EMC Information Systems International	17/04/2012	NA
91002625783	Epson Australia Pty Ltd	16/04/2012	NA
74132996055	Express Data Holdings Pty Ltd	07/06/2012	30/06/2014
38114305494	Foxteq Australia Pty Ltd	27/04/2012	NA
26103964629	Fuji Xerox Asia Pacific Pte Ltd	10/05/2012	NA
63000341819	Fuji Xerox Australia Pty Ltd	10/05/2012	NA
74001016593	Goodson Imports Pty Ltd	12/11/2012	NA
74004394763	Hewlett-Packard Australia Pty Ltd	20/04/2012	NA
65005610079	Hitachi Data Systems Australia Pty Ltd	26/06/2012	NA
13878074746	Hon Hai Precision Industry Co Ltd	27/04/2012	NA
49103793380	Huawei Technologies (Australia) Pty Ltd	06/11/2013	30/06/2014
79000024733	IBM Australia Ltd	29/05/2012	NA
97096911410	Just Group Ltd	11/05/2012	30/06/2014
78139853544	King World Developments Pty Ltd	22/08/2013	NA

MEMBER ABN	MEMBER NAME	DATE JOINED	DATE LEFT
50001065096	Konica Minolta Business Solutions Australia Pty Ltd	08/06/2012	30/06/2014
77003852444	Kyocera Document Solutions Australia Pty Ltd	31/05/2012	NA
54113965825	Laser Corporation Holdings Pty Ltd	15/11/2012	NA
70112394411	Lenovo (Australia & New Zealand) Pty Ltd	01/05/2012	30/06/2014
86050148466	Lexmark International (Australia) Pty Ltd	15/05/2012	NA
16539727488	Medion AG	16/04/2012	30/06/2014
59547297213	Microsoft Regional Sales Corporation	15/05/2012	NA
91058914784	Multimedia Technology Pty Ltd	20/06/2012	NA
86001217527	NEC Australia Pty Ltd	17/04/2012	NA
83001592187	Panasonic Australia Pty Ltd	24/04/2012	NA
96243340910	Pegatron Corporation	14/08/2013	NA
49005017087	Pioneer Electronics Australia Pty Ltd	13/04/2012	30/06/2014
48051046596	PLE Computers Pty Ltd	12/08/2013	30/06/2014
14171054462	Primax Electronics Ltd	30/04/2012	NA
82456481234	Qisda Corporation	30/05/2012	NA
66305473245	Quanta Computer Inc	15/05/2012	NA
17085770332	Rectron Electronics Pty Ltd	26/04/2012	30/06/2014
11000614577	Scholastic Australia Pty Ltd	21/06/2012	NA
40003039405	Sharp Corporation Of Australia Pty Ltd	27/06/2012	NA
56113114800	Soanar Pty Ltd	24/12/2012	30/06/2014
91140459892	Super-Mem Pty Ltd	21/08/2013	30/06/2014
27571860044	Suzhou Raken Technology Co Ltd	12/12/2013	NA
35003527008	Targus Australia Pty Ltd	27/04/2012	30/06/2014
30094507098	Teleplan Service Solutions Asia B.V.	11/10/2012	30/06/2014
16898438694	The Leader Computer Wholesale Trust	28/09/2012	NA
49097104492	The Trustee For The Coast RV Unit Trust	22/06/2012	NA
70684402139	The Trustee For Thermaltake Unit Trust	22/06/2012	30/06/2014
18084618543	Top Victory Investments Ltd	14/06/2012	NA
19001320421	Toshiba (Australia) Pty Ltd	24/04/2012	NA
58001865498	Uniden Australia Pty Ltd	19/04/2012	30/06/2014
55113989389	Wacom Australia Pty Ltd	24/08/2012	NA
16962466872	Wistron Corporation	14/06/2012	NA
87094375756	Yetimo Marketing Pty Ltd	28/10/2013	30/06/2014





## Why Recycle Our E-waste?

Australians are among the fastest adopters of new technology in the world, so much so that e-waste is growing three times more rapidly than any other type of waste. In 2011/12, an estimated 29 million TVs and computers reached their end-of-life (EOL) and by 2027/28, this figure is expected to rise to 44 million units, or 181,000 tonnes<sup>1</sup>. This creates a landfill issue: these products contain potentially toxic materials such as lead, cadmium and mercury. At the same time there is a significant opportunity: they also contain valuable non-renewable resources such as gold, steel, copper, zinc, aluminium and brass. In fact the amount of gold recovered from one tonne of computers is more than that recovered from 17 tonnes of gold ore .

And it's not just resource recovery or landfill prevention that we gain from recycling our e-waste. If we recycled 1.125 million TVs we would save 23,000 tonnes of CO2

equivalents, 250 mega litres of water, 400,000 gigajoules of energy and 160,000 cubic meters of landfill space<sup>2</sup>.

It is clear we can no longer thoughtlessly dispose of our e-waste, and the issue of how to responsibly recycle our EOL computers and TVs is increasingly becoming one of our most important environmental concerns.

Through its TechCollect e-waste recycling program, which is fully funded by some of the world's biggest technology brands and guided by their expertise, ANZRP's vision is to create a community which collects, processes and safely recycles e-waste for responsible environmental outcomes.

We do this by offering communities throughout Australia a free and easy way to dispose of their e-waste. We only partner with recyclers who operate to the highest Australian environmental and work,

health & safety standards and guarantee that a minimum of 90% of the materials in the products we collect are recovered for re-use in new products.

ANZRP members place greatest importance on the responsible recycling of their end-of-life products, with many continually working towards a cradle-to-cradle approach (see page 8-9) and ensuring their products have as little impact on the environment as possible, by using more recycled, recyclable and sustainable materials in their production.

It's clear that the issue of e-waste is everyone's concern, but with cooperation from all levels of Government, the technology industry, retailers & distributors, business and the community, we can save our valuable resources and keep potentially, toxic materials found in these products out of our landfills.

## Why does TechCollect Exist?

### 1 Australians are among the most rapid adopters of new technology in the world.



### 2 In 2011, Federal Parliament passed the Product Stewardship Act and established the National Television and Computer Recycling Scheme.

### 3 The Act requires companies that manufacture or import computers, computer accessories or TVs above a certain level to share the responsibility of recycling end-of-life product.

### 4 Under the Scheme, householders and small business can drop off selected e-waste for free at designated collection points across Australia, which include permanent collection sites or one-off events.

### 5 A group of leading IT and TV manufacturers formed ANZRP as a Co-regulatory Arrangement under the Scheme.

### 6 To fulfil its Members' product liability and provide a free community e-waste collection service, ANZRP established the TechCollect program.



<sup>1</sup> Recycling Revolution Report, Nov 2013, Planet Ark, <http://goo.gl/oAGCaF>  
<sup>2</sup> Electronic and Electrical Waste, Feb 2013, Australian Bureau of Statistics, <http://goo.gl/2scNOx>





Level 4, 30 Collins Street, Melbourne, Victoria 3000. T +613 9020 2222

[www.anzrp.com.au](http://www.anzrp.com.au) [www.techcollect.com.au](http://www.techcollect.com.au)