


MAXIMISE RECOVERY

STEEL  
PLASTIC  
COPPER  
ALUMINIUM  
CIRCUIT BOARDS



**EPSA**



EPSA IS A  
COMPANY OF

**SIMS**  
RECYCLING  
SOLUTIONS

# Product Stewardship Televisions and Computers

**ANNUAL REPORT 2016/17**

## CONTENTS

Overview	02
Our performance at a glance	03
Membership	04
OH&S / nvironment	04
Compliance	04
SRS statistics	05
Partners	05
Our performance in detail	06
Communications	08
Going forward	08
Appendix 1	09
Appendix 2	10



Electronic Product Stewardship Australasia  
(EPSA)  
82 Marple Avenue  
Villawood NSW 2163  
Australia

P +61 2 8708 2002  
F +61 2 9755 7871  
E [info@epsaewaste.com.au](mailto:info@epsaewaste.com.au)

[epsaewaste.com.au](http://epsaewaste.com.au)

ABN 62 156 409 488



## OVERVIEW

**Electronic Product Stewardship Australasia (EPSA) and Sims Recycling Solutions (SRS) are part of Sims Metals Management, one of the largest tradeable scrap metal companies in the world.**

EPSA is wholly owned by SRS and in 2013 was approved as a co-regulatory arrangement to deliver the outcomes required by the Product Stewardship (Televisions and Computers) Regulations 2011. SRS is the global leader in electronic recycling services and is the main strategic partner of the EPSA arrangement.

Established in Sydney in 1917, the Sims Group expanded its e-waste services offering into Australia in 2005 and today operates from fully compliant sites in Sydney, Melbourne and Brisbane. Globally, the SRS business operates from around 30 multi-processing facilities across five continents as a global leader in electronic recycling.

Our extensive global reach and experience has enabled the business to develop innovative technologies that separate and track all liberated materials (especially hazardous material) in an efficient and effective manner.

Regardless of the Sims business unit we all operate under the same core values and disciplines.

We aim to be the world's safest and most responsible recycling company by developing a zero harm workplace for employees and all visitors to our facilities: being an exemplary member of the communities in which we operate and being responsible stewards of the environment.

As industrial operators with many global facilities we respect the environment and support the communities in which we work. As recyclers we are firmly committed to operating under the umbrella of sustainability.

Sims has been named in the Dow Jones Sustainability Index for nine consecutive years and has been an Index Component since 2012. We are the only recycling company to have been nominated among the world's 100 most sustainable companies for five consecutive years by the World Economic Forum in Davos. We are also listed in NYS/ Euronext as one of its "Global 120" most advanced companies on corporate responsibility.

Our core values of Safety, Integrity, Respect, Transparency, Excellence and Social Responsibility determine who we are and are the foundations of everything we do.

Please visit the links below for further and detailed information.

[epsaewaste.com.au](http://epsaewaste.com.au)  
[simsrecycling.com/services/responsible-recycling](http://simsrecycling.com/services/responsible-recycling)

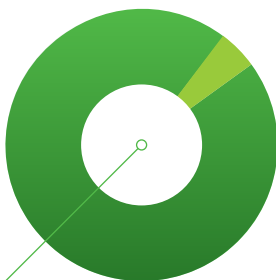
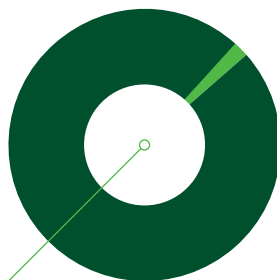
The following provides details on the performance of EPSA during the reporting period.

## OUR PERFORMANCE AT A GLANCE

O  
R  
E  
NFY17 ACTUAL **14,132mt**

MEMBERS TARGET

SHORTFALL

FY17 COMBINED TARGET **16,469mt**0 REPORTABLE  
OH&S ISSUES0 REPORTABLE  
ENVIRONMENTAL ISSUES0 WHOLE UNITS  
EXPORTED0 WHOLE UNITS  
LANDFILLED0 WHOLE UNITS  
FOR REUSE221  
COLLECTION  
POINTS95.3%  
FINAL RATE  
OF RECOVERY98.7%  
DIVERTED FROM  
LANDFILL IN AUSTRALIA30  
MEMBERS



## MEMBERSHIP

Our members are extremely important to the scheme and I would like to take this opportunity to thank all our valued members for their loyal support and encouragement during FY17. Without their membership the scheme would not be possible. The details of our membership during the reporting period are represented in Appendix 1.

In addition, our members contributed over 2,000mt to the performance of the scheme in FY17.

## OH&S / ENVIRONMENT

Being a Sims business EPSA understands the risk associated with the processing of e-waste and is extremely vigilant when it comes to OH&S. The wellbeing of everyone who comes into contact with e-waste is front and center in all that we do. Our philosophy is simple in that all injuries are preventable and we go to extreme efforts to ensure that this is maintained at all times. Our dismantling partners also demonstrated compliance during the period with no reportable incidents recorded.

## COMPLIANCE

As a Sims business we aim to be the world's safest and most responsible recycling company by developing a zero harm workplace for employees and all visitors to our facilities; being an exemplary member of the communities in which we operate and being responsible stewards of the environment.

Our recycled volume continues to be recycled to the highest of standards through our main recycler SRS and through our partners, all of which are certified to AS/NZS 5377 and who continue to be audited to ensure compliance.

# ZERO

**REPORTABLE  
OH&S ISSUES**  
**REPORTABLE  
ENVIRONMENTAL ISSUES**

Our pursuit and achievement of several industry certifications helps provide clear benchmarks to our clients of best industry practices. All of our SRS facilities have achieved ISO 14001, OHSAS 18001, AS/NZS 4801 and AS/NZS 5377. In addition, our NSW facility is certified to ISO 9001 and R2:2013. R2 standards require electronics recyclers to adhere to a stringent set of requirements that regulate environmental, worker health and safety and security practices.



## SRS STATISTICS

SRS continues to effectively monitor and manage its processes. The following statistics represent some of the key statistics gathered from the process during FY17 reporting period.



We are also proud to report that in this reporting period we –



## THINK SAFE WORK SAFE HOME SAFE



\*All sites attained AS/NZS 5377 in preparation for the new FY 16/17 reporting period as required in the Regulations.

## PARTNERS

EPSA is wholly owned by SRS and therefore the main strategic partner of EPSA. As a recycler, SRS represents the largest processor on behalf of EPSA. In addition, SRS formed strategic alliances with other recycling partners during the compliance period and all partners were fully certified to and complied with AS/NZS5377. All partners were audited by EPSA during the reporting period.

Recycler	Location	AS/NZS5377
Sims Recycling Solutions	NSW/VIC/QLD	Yes
Ace Recycling	QLD	Yes
Endeavour Foundation	QLD	Yes
Aspitech	SA	Yes
E-Cycle SA	SA	Yes
TGR	WA	Yes
ARR	VIC	Yes
Launceston City Mission	TAS	Yes



## OUR PERFORMANCE IN DETAIL

The three main Outcomes of the scheme are to provide Reasonable Access, meet the recycling target and to deliver a recovery rate of 90%.

### Reasonable access

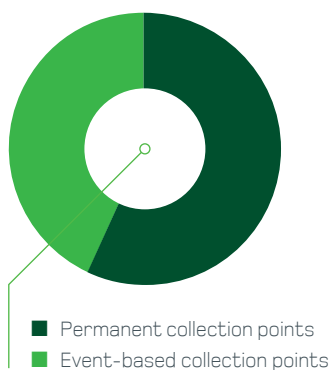
Our reasonable access network delivered 221 collection sites across the country during the reporting period (see appendix 2).

Despite this and due to an oversight, we fell short of our reasonable access requirement by 1 location. This however has since been delivered.

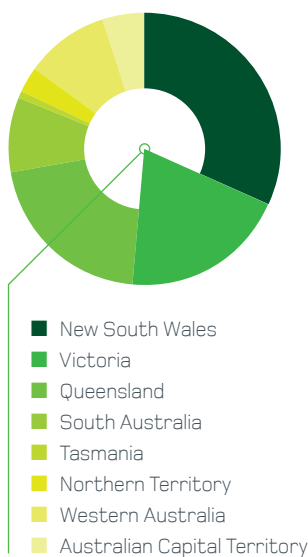
There was no product stored at a facility other than a recycling facility at the end of the reporting period. The methodology and service locations are shown further below.

In total we provided 221 collection sites during FY17 and collected 3,626mt.

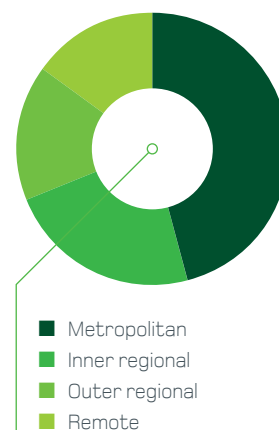
Collection methodology



Collection services provided



Collection services by region



	Metropolitan	Inner Regional	Outer Regional	Remote	Total
ACT	10	-	-	-	10
New South Wales	30	28	9	4	71
Northern Territory	-	-	1	5	6
Queensland	18	8	8	12	46
South Australia	7	4	4	4	19
Tasmania	-	1	2	-	3
Victoria	30	8	6	-	44
Western Australia	6	2	6	8	22
Total	101	51	36	33	221

## Recycling target

Our total recycling target for the year was 16,496mt inclusive of the shortfall carried over from FY16. In total EPSA recycled 13,707mt plus utilized a further 424mt from previous oversupplies resulting in a reported achievement of our 16/17 members target and a reduction against the 15/16 shortfall.

FY17 ACTUAL **14,132mt**

MEMBERS TARGET

SHORTFALL

FY17 COMBINED TARGET **16,469mt**

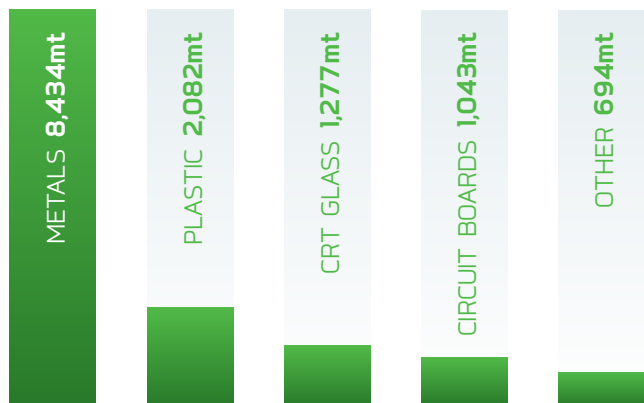
## Recovery rate

This is a critical aspect of what the scheme is all about – diverting material from landfill and providing an overall recovery rate of 90% or greater from recycled products. In total after initial processing we diverted 98% of all collected material from landfill in Australia. The liberated materials were then further processed through dedicated and approved downstream processors to deliver a final recovery rate after all processing losses of 95%.

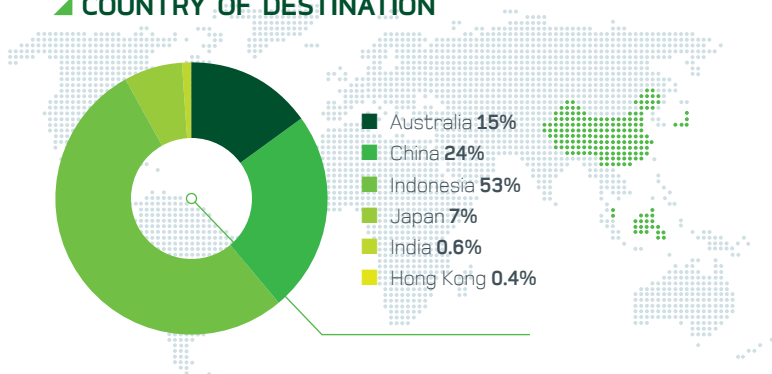
There were no whole units exported or landfilled, nor were there any units reused in the reporting period.

**98.7%**  
DIVERTED FROM LANDFILL  
AFTER INITIAL PROCESSING

## ▲ MATERIALS LIBERATED FROM PROCESSING



## ▲ COUNTRY OF DESTINATION



**ZERO**

REPORTABLE OH&S INCIDENTS

REPORTABLE  
ENVIRONMENTAL ISSUES

WHOLE UNITS EXPORTED

WHOLE UNITS LANDFILLED

WHOLE UNITS FOR REUSE

## ▲ NON-RECOVERY OUTCOMES

NON RECOVERED  
MATERIALS AUSTRALIA

**180mt**

NON RECOVERED  
MATERIALS OVERSEAS

**466mt**

FINAL OUTCOME  
**95.3%**  
RECOVERY RATE

## COMMUNICATIONS

General awareness of the scheme continues to grow and EPSA has contributed to this in an effective and proactive way. We have increased our marketing and advertising campaigns, particularly in local media, Facebook, LinkedIn, and through our website. We have strengthened our team, both in numbers and experience which has enabled us to secure more long term partnerships with local government, general waste contractors, schools and businesses. In fact, our extensive and ongoing telemarketing campaigns have been extremely successful in raising awareness and increasing volume collected.

[epsawaste.com.au/](http://epsawaste.com.au/)  
[simsrecycling.com/services/responsible-recycling](http://simsrecycling.com/services/responsible-recycling)

## GOING FORWARD

There is no doubt that the recycling volume is key to the outcomes of the scheme but securing volume is becoming more difficult day by day. There is a lengthy process involved to get to a position of secured volume and even then there is no certainty on what volume will actually be collected. In addition to this we are entering a period whereby it's the dollars that count, how much is the Arrangement willing to pay to secure volume is the often asked question. At some stage, the cost associated with delivering a fully compliant outcome and cost effective proposition for members will come into conflict.

Despite this, EPSA has taken many steps since last year to secure the volume necessary for the scheme (see communications above). Pivotal to this has been the strengthening of our team with specific targeted initiatives and increased promotions to secure additional volume now and in the future. Many successes were realized during the period and we will continue to strengthen and develop these further during FY18. Our efforts in FY17 continue to reap the rewards of the hard work shown and already we are ahead of the same position in FY17, which is expected to continue. Our planning and current status suggests that we are well on track to close out the reported shortfall during FY18.





## APPENDIX 1

Our members provided a valuable contribution to the success of the scheme in FY17. The membership of EPSA during the compliance period is shown below.

Member name	Member ABN	Joined
Airmaster	71000379126	01/07/2016
Anyware	93096717056	01/07/2016
Aristocrat	22001660715	01/07/2016
Australia IT	38088274195	01/07/2016
Datalogic	54073200496	01/07/2016
Dicker Data	95000969362	01/07/2016
Fujitsu	19001011427	01/07/2016
Ingram Micro	45112487966	01/07/2016
JJ Electronics	76605185500	01/07/2016
Kogan	53152570351	01/07/2016
Konica Minolta	50001065096	01/07/2016
NEC	86001217527	01/07/2016
Newell Co	68075071233	01/07/2016
On Group	92113629888	01/07/2016
Panasonic	83001592187	01/07/2016
Pendo	28137825015	01/07/2016
Rectron	17085770332	01/07/2016
Ricoh	30000593171	01/07/2016
Samsung Electronics	63002915648	01/07/2016
Senor Tech	54093127765	01/07/2016
Sims E-Recycling	74114176493	01/07/2016
Sony Australia	59001215354	01/07/2016
Sony Mobile Comms	85299809794	01/07/2016
Square AU	38167106176	18/10/2016
Teco	77002595388	01/07/2016
The Good Guys (MEW)	57152719036	01/07/2016
Thorn (Radio Rentals)	63008454439	01/07/2016
VB	43000225025	01/07/2016
Verbatim	39005706374	01/07/2016
Yale Prima	46070943449	01/07/2016

We continue to lead the Australian market by providing a reliable, safe, and transparent e-waste recycling service that aquits our members liability



## APPENDIX 2 / COLLECTION SERVICES 1 JULY 2016 – 30 JUNE 2017

**Australian Capital Territory**

Hume	Event
------	-------

**New South Wales**

Alexandria	Permanent
Armidale	Event
Bargo	Permanent
Bendalong	Permanent
Berry	Permanent
Bourke	Event
Broken Hill	Event
Bundarra	Event
Callala	Permanent
Camspie	Event
Cobar	Event
Conjola	Permanent
Dubbo	Permanent
East Maitland	Permanent
Forster	Event
Gosford	Event
Griffith	Event
Huskisson	Permanent
Inverell	Permanent
Jilliby	Permanent
Kangaroo Valley	Permanent
Kempsey	Permanent
Kentucky	Event
Kingstown	Event
Kioloa	Permanent
Lightning Ridge	Event
Maclean	Permanent
Milperra	Permanent
Miranda	Event
Moruya	Event
Muswellbrook	Event
Muswellbrook	Permanent
Narrabri	Permanent
Orange	Event
Parkes	Permanent
Port Macquarie	Permanent
Salamander Bay	Permanent
South Albury	Permanent
South Pennith	Event
South Windsor	Permanent
St Marys	Permanent
St Peters	Event
Summer Hill	Event
Sussex Inlet	Permanent
Tamworth	Permanent
Tarago	Event
Taree	Event
Taren Point	Permanent
Thornleigh	Permanent
Toorima	Permanent
Ulladulla	Permanent
Uralla	Event
Villawood	Permanent
Wagga Wagga	Permanent
West Nowra	Permanent
Wollongong	Event
Woy Woy	Permanent

**Northern Territory**

Alice Springs	Event
Katherine	Event

Maningrida	Event
Nhulunbuy	Event
Tennant Creek	Event
Winnellie	Event

**Queensland**

Banyo	Event
Banyo	Permanent
Bowen	Event
Brisbane	Event
Bundaberg North	Event
Burleigh Heads	Permanent
Callemondah	Permanent
Charleville	Event
Emerald	Event
Evans Landing	Event
Gladstone	Permanent
Goondiwindi	Event
Helensvale	Permanent
Hemnant	Permanent
Hervey Bay	Permanent
Horn Island	Permanent
Injune	Permanent
Kunda Park	Permanent
Lakeland	Event
Longreach	Event
Mackay	Permanent
Merrimac	Permanent
Mitchell	Event
Mitchell	Permanent
Molendinar	Permanent
Moranbah	Event
Mount Isa	Permanent
Mudgeeraba	Permanent
Northgate	Event
Portsmith	Permanent
Rockhampton	Permanent
Rocklea	Event
Roma	Event
Roma	Permanent
Stapylton	Permanent
Surat	Permanent
Townsville	Permanent
Wallumbilla	Permanent
Warwick	Event
Yuleba	Permanent

**South Australia**

Berri	Permanent
Ceduna	Permanent
Clare	Permanent
Edinburgh North	Permanent
Heathfield	Permanent
Kapunda	Permanent
Lonsdale	Permanent
Mount Gambier	Event
Murray Bridge	Permanent
Naracoorte	Permanent
North Plympton	Permanent
Olympic Dam	Permanent
Pooraka	Permanent
Port Lincoln	Event
Port Pirie	Permanent
Roxby Downs	Permanent
Underdale	Permanent

Whyalla	Event
Wingfield	Event

**Tasmania**

Bell Bay	Permanent
Glenorchy	Event
Quoiba	Permanent

**Victoria**

Altona	Event
Ballarat	Permanent
Beaufort	Event
Boort	Event
Box Hill South	Event
Broadmeadows	Event
Broadmeadows	Permanent
Brooklyn	Event
Clayton	Permanent
Coldstream	Permanent
Dandenong	Event
Geelong	Permanent
Horsham	Permanent
Inglewood	Event
Keilor	Permanent
Mansfield	Event
Mildura	Permanent
Mortlake	Event
Mount Waverley	Permanent
Newbridge	Event
Noble Park	Event
Pyramid Hill	Event
Rosedale	Event
Seaford	Event
Shepparton	Event
Skye	Permanent
Springvale	Event
Tarneit	Event
Traralgon	Permanent
Wantirna South	Permanent
Wedderburn	Event
Wesburn	Permanent

**Western Australia**

Albany	Event
Broome	Event
Canning Vale	Permanent
Carnarvon	Event
Como	Permanent
Darling Downs	Permanent
Derby	Event
Dunsborough	Permanent
Esperance	Event
Forest Grove	Permanent
Geraldton	Event
Kalgoorlie	Event
Karratha	Event
Kununurra	Event
Kwinana Beach	Event
Malaga	Event
Narrogin	Event
Parklands	Permanent
Port Hedland	Event
Tom Price	Event
Welshpool	Event



