



# REFERENCE

## Plant exports guide—bulk woodchips inspection techniques

### In this document

This document contains the following topics:

Purpose of this document.....	2
General notes on inspecting bulk woodchips .....	2
Inspecting bulk woodchips.....	2
Related material.....	5
Contact information.....	5
Document information .....	5
Version history .....	5

## Purpose of this document

This document has been written for authorised officers (AOs) as a reference guide on techniques to use when inspecting bulk woodchips for export.

## General notes on inspecting bulk woodchips

Bulk woodchips presented for export inspection can only be sampled during the loading of containers or vessels.



Subsamples can be combined, provided that no more than one litre is screened at any time.




Inspect all samples using suitable equipment.




Perform the inspection in an area that has adequate light and is not compromised by the environment.

## Inspecting bulk woodchips

The following table illustrates and describes various methods of taking samples of bulk woodchips for inspection.

What does this look like	Description
	<b>Bulk woodchips</b>  Bulk woodchips in piles from which they are loaded.
	<b>Sampling</b>  An authorised officer poured the woodchips sample from a white plastic bucket into a sieve.

What does this look like	Description
	<p><b>Sieving technique</b></p> <p>The sieve is sufficiently shaken to enable the woodchips to move across the mesh for effective sieving.</p>
	<p><b>Inspection of material on the pan</b></p> <p>Shaking allows small particles to fall through the sieve to the pan.</p>
	<p><b>Surface examination of woodchips</b></p> <p>The surface of the woodchips is examined to identify any pests or contaminants that have not passed through the sieve.</p>

What does this look like	Description
	<p><b>Examination of pan contents</b></p> <p>All contents in the pan are examined for pests and contaminants.</p>
	<p><b>Pest examination</b></p> <p>Small pests are examined closely by using a torch and hand lens.</p>
	<p><b>Return samples to product source</b></p> <p>The inspected samples are returned to the product source, if requested by the client.</p>



## Related material

- *Export Control Act 2020*
- Export Control (Plants and Plant Products) Rules 2021
- [Manual of Importing Country Requirement \(Micor– Plants\)](#)
- [Plant exports operations manual \(PEOM\)](#)
  - Guideline: *Inspection of forest products for export*
  - Work Instruction: *Inspecting forest products for export*
  - Reference: *Plant exports guide – equipment*
  - Reference: *Plant exports guide – specimen collection*

## Contact information

- Authorised Officer Hotline: 1800 851 305
- Authorised Officer Program: [PlantExportTraining@aff.gov.au](mailto:PlantExportTraining@aff.gov.au)
- Grain and Seed Exports Program Hotline: 02 6272 3229
- Grain and Seed Exports Program: [Grain.Export@aff.gov.au](mailto:Grain.Export@aff.gov.au)

## Document information

The following table contains administrative metadata.

Instructional Material Library document ID	Instructional material owner
IMLS-12-5128	Director, Grain and Seed Exports

## Version history

The following table details the published date and amendment details for this document.

Version	Date	Amendment details
1.0	11/03/2020	First publication of this reference.
2.0	2/07/2021	Document re-published from IML Archive with no changes.
3.0	20/12/2016	Updated document to match current template. Updated related materials section to current documents.
4	18/01/2024	Updated document formatting, department branding and emails.