

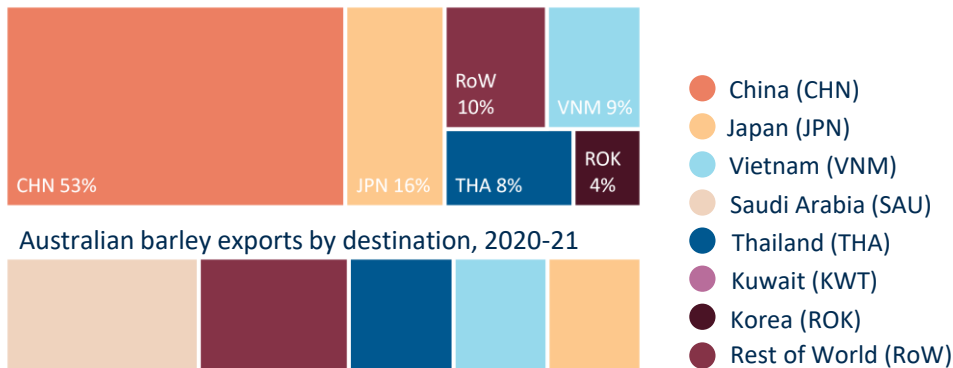
Australian barley producers and exporters have diversified their export markets but the loss of the premium China market led to a fall in the average price of barley exports in 2020-21.

Barley exports have diversified but at a price

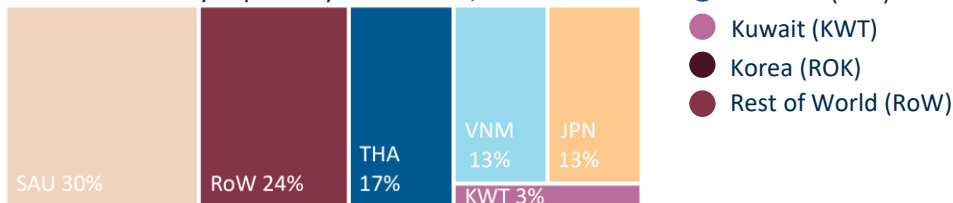
- > Good seasonal conditions and strong international prices have been welcomed by Australian crop growers. Australia’s 2020-21 barley crop exceeded 13 million tonnes for only the second time in history.
- > Increased total production and the loss of the China market led to the diversification of barley export markets, including to the Middle East, Southeast and East Asia and Africa.
- > This transition to new markets has seen a higher-proportion of Australian barley used as animal feed, rather than for brewing. As a result, the average free-on-board price for Australian barley exports fell from a high of \$407/t in 2019-20 to \$310/t in 2020-21.

Share of Australian barley (incl. malt) exports by destination (value)

Australian barley exports, average 2017-18 to 2019-20

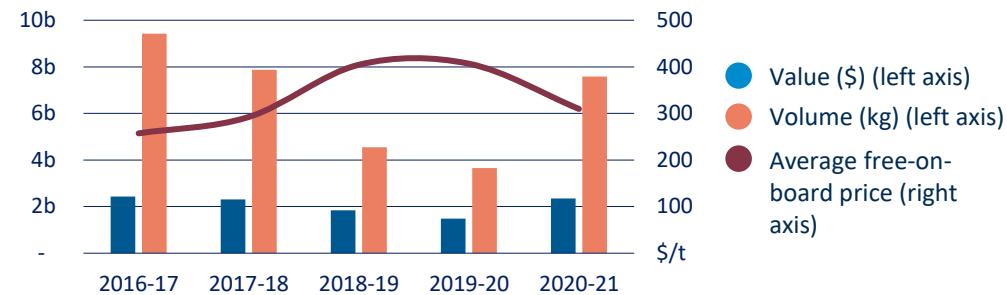


Australian barley exports by destination, 2020-21



Data sources: ABS Catalogue 9920.0, ABARES Agricultural commodities, vol. 11, no. 2 and General Administration of Customs China.

Australian barley (incl. malt) exports



China’s barley imports rise, with Canada, Argentina and France taking market share

- > Chinese importers have also been required to shift their import sources. In Jan-June of 2021, Canada (38%), France (26%) Argentina (21%), Ukraine (11%) had the majority of the China barley market.
- > China barley imports are at record levels, indicating that China has been successful in securing alternative suppliers.

Value of China barley imports in Jan-June, 2018 to 2021

