



Australian Government
Department of Agriculture,
Fisheries and Forestry

A better practice guide to imported horticulture inspections

About this guide

Our guide assists horticultural produce and cut flower industry participants subject to biosecurity inspections carried out at Approved Arrangements.

Approved Arrangements that follow this guide will improve the efficiency and effectiveness of biosecurity inspections carried out at their premises. Efficient and effective inspections benefit all industry participants by removing unnecessary inspection complexity and delay. This also contributes to faster clearance of goods and lower fees and charges.

The guide supports Approved Arrangements to comply with [class 2.4 operating conditions](#) for fresh produce and cut flowers.

This guide was produced by the Department of Agriculture, Fisheries and Forestry.

Guides are available at agriculture.gov.au/hort-guide-aa.





Australian Government
**Department of Agriculture,
Fisheries and Forestry**

The guide

Before the inspection


- Ensure staff are ready to assist the biosecurity officer immediately on their arrival.
- Consolidate the total consignment to ensure safe access for the biosecurity inspection. Do not stack or position items in a way that obstructs visual inspection or handling.
- Have the supporting documents ready. These include the phytosanitary certificate, treatment certificate (if required) and supporting commercial documentation. See more on import requirements (including documentation) on BICON.
- Inspection room must be clean and ready for inspection of imported goods.

During the inspection

- Have staff on hand to provide assistance to support the biosecurity inspection. This includes moving and opening cartons selected by the officer for inspection.

After the inspection

- Repack boxes and cartons and clean the inspection room. This will help prepare for the next inspection.





Australian Government
Department of Agriculture,
Fisheries and Forestry


Class 2.4 conditions for operating approved arrangements

You must be familiar with the class 2.4 conditions for operating approved arrangements. For example:

Condition 14.11. Biosecurity officers must be provided with all reasonable facilities, assistance, and information necessary for the effective performance of their functions or duties or the exercise of their powers under the *Biosecurity Act 2015*.

Note: Assistance includes but is not limited to moving, lifting and sampling goods subject to biosecurity control, as directed by a biosecurity officer to enable inspection or other biosecurity activities to be performed.

Visit agriculture.gov.au/aaconditions to view the full class 2.4 conditions for operating approved arrangements.






Australian Government
**Department of Agriculture,
Fisheries and Forestry**

Are Approved Arrangements required to use the guide?

- The better practice guide reflects what ‘good practice’ looks like. Using it is encouraged to ensure you are meeting [class 2.4 conditions](#).
- This document does not replace the existing regulatory requirements for Approved Arrangements. Industry participants must comply with the class 2.4 conditions and any biosecurity directions given.
- Following the guide will support the department and industry to work together to reduce the potential for clearance delays.
- It supports consistent, high-quality implementation of the class 2.4 conditions.



If you have feedback or ideas, please contact improvingregulatoryservicedelivery@aff.gov.au.