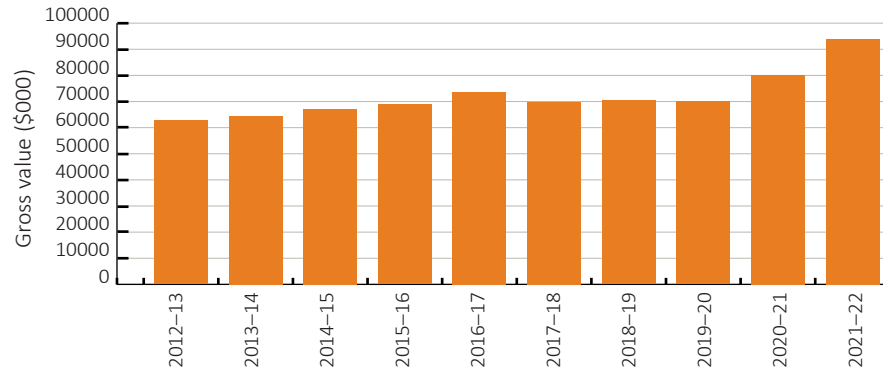




Agricultural Labour Factsheet

Highlight: WHMs have increased back up to almost pre-COVID level since the borders reopened.

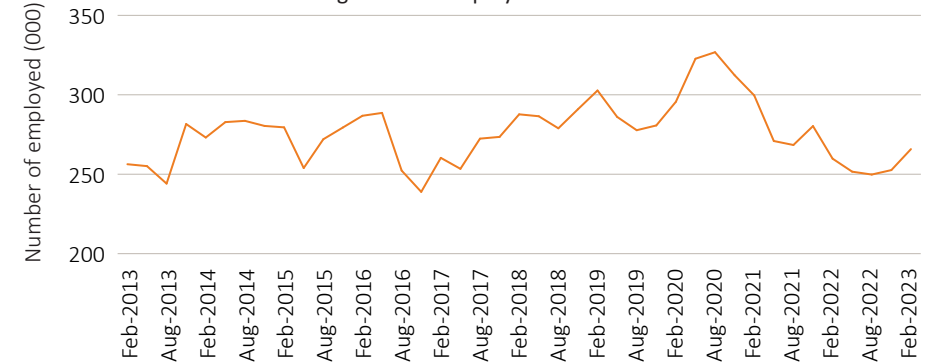
Gross Value of Agricultural Production*



Source: ABARES

The gross value of agriculture production has steadily increased from \$63 billion in 2012-13 to \$94 billion in 2021-22. * The figures are deflated by CPI (base year 2022-23).

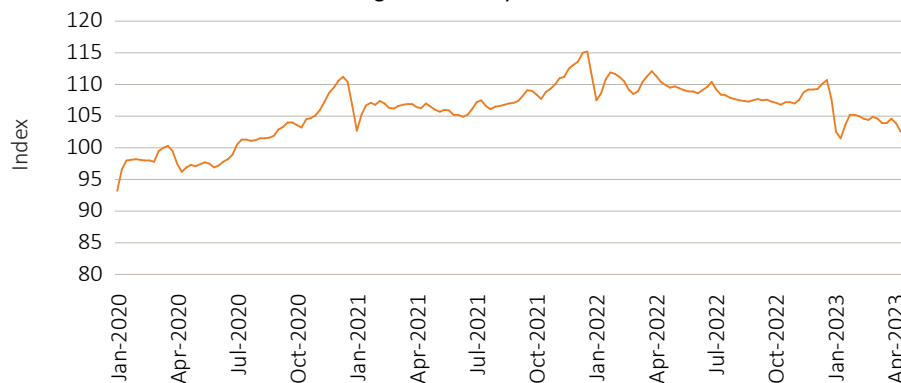
Agricultural Employment



Source: ABS

The total number of agricultural workers has slightly increased from 256,300 people employed in February 2013 to 266,300 people employed in February 2023. The count includes owner managers of unincorporated enterprises, which are prevalent in agriculture industry, but they are not accounted for in the payroll jobs figures.

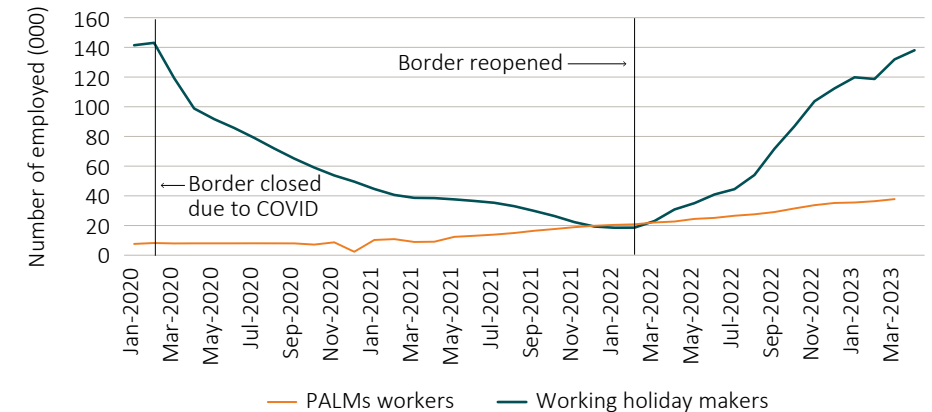
Agricultural Payroll Jobs



Source: ABS

The data reveals an initial upward trend in payroll jobs from January 2020 to December 2021, coinciding with the COVID-19 pandemic period. However, starting from 2022 when the borders reopened, there is a gradual decline in payroll jobs. Additionally, a seasonal pattern is observed, with job numbers peaking during the December period.

Overseas Workers in Australia

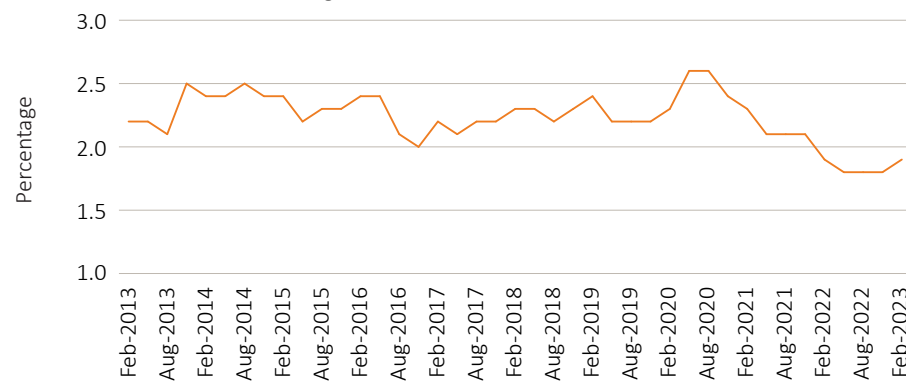


Source: DHA and DEWR

The number of working holiday makers steeply declined from 141,000 workers to 21,000 between COVID border closure and reopening. Since the border reopening, working holiday makers have increased back up to 138,000 as of April 2023.

Agricultural Labour Factsheet continued

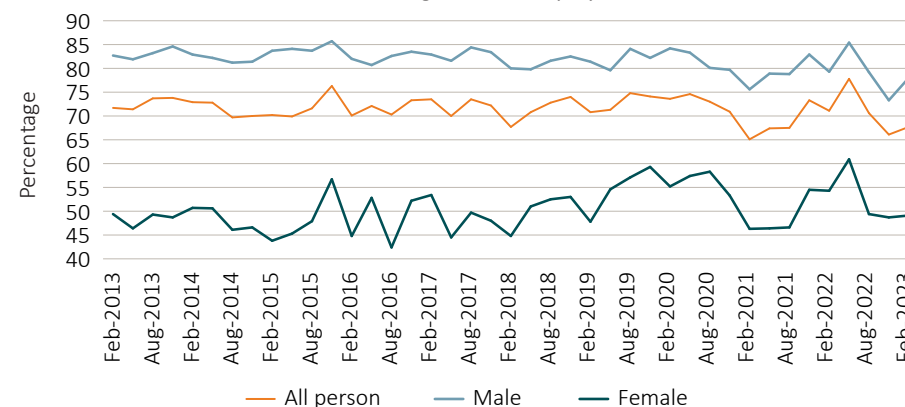
Agricultural Workforce Share



Source: ABS

The share of agriculture in the workforce has gradually declined since 2013, with agriculture making up 2.2 per cent of the workforce in February 2013 and falling to 1.9 per cent in February 2023.

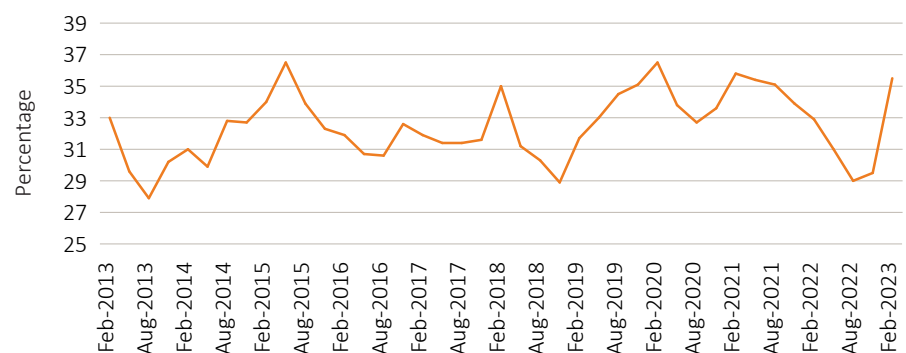
Full-time Share of Agricultural Employment



Source: ABS

There has been a gradual decline in the full-time share of male employment in agriculture over the last decade.

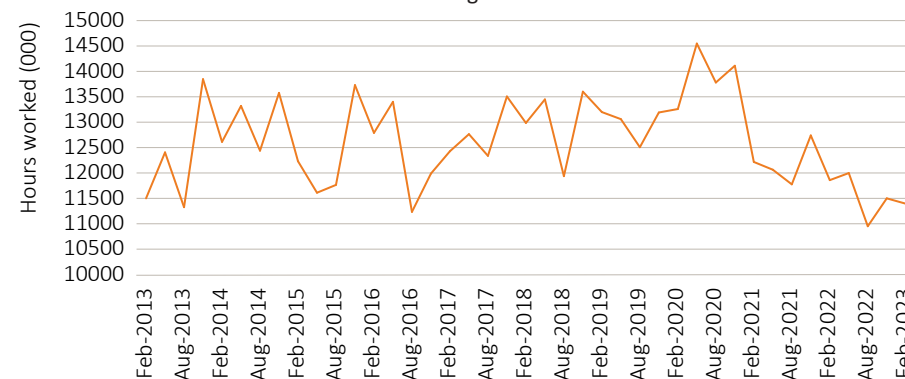
Female Share of Agricultural Employment



Source: ABS

The share of female workers in Agriculture has fluctuated within a range of 29 per cent and 37 per cent.

Hours Worked in Agriculture*



Source: ABS

There has been a steady decline in the number of hours worked in the agricultural sector since mid 2020.

* The figures include fisheries and forestry sectors.