




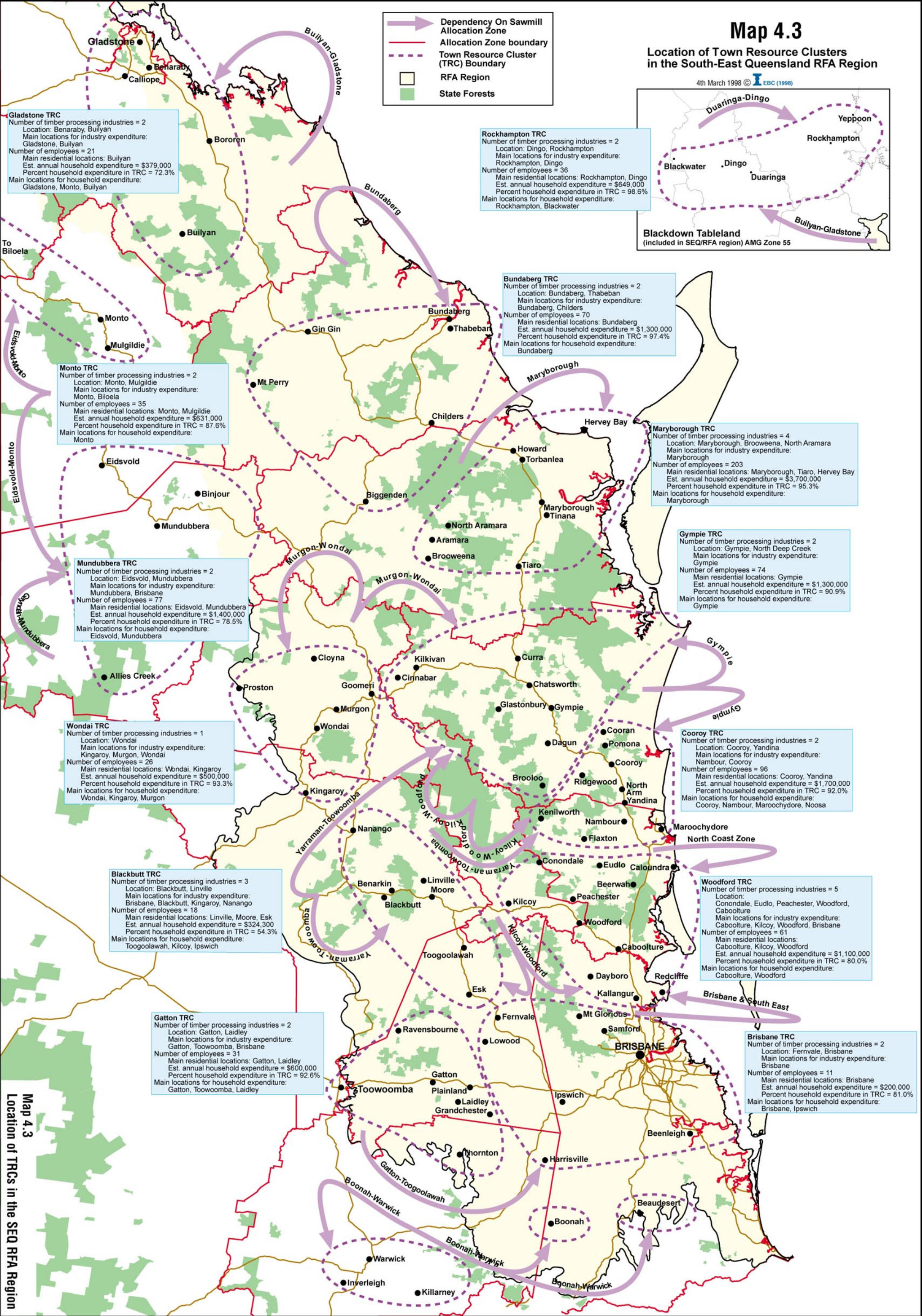
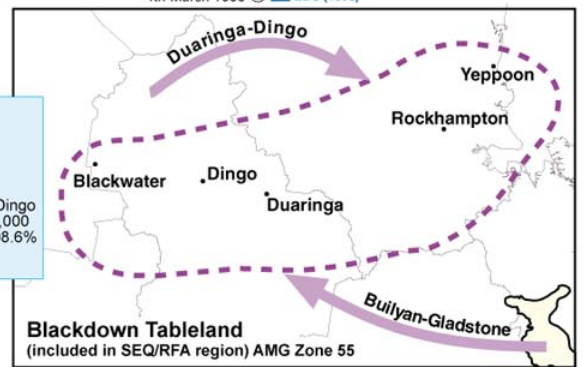


Map 4.3

Location of Town Resource Clusters in the South-East Queensland RFA Region

4th March 1998 © EBC (1998)

-  Dependency On Sawmill Allocation Zone
-  Allocation Zone boundary
-  Town Resource Cluster (TRC) Boundary
-  RFA Region
-  State Forests



Gladstone TRC
 Number of timber processing industries = 2
 Location: Benaraby, Builyan
 Main locations for industry expenditure: Gladstone, Builyan
 Number of employees = 21
 Main residential locations: Builyan
 Est. annual household expenditure = \$379,000
 Percent household expenditure in TRC = 72.3%
 Main locations for household expenditure: Gladstone, Monto, Builyan

Rockhampton TRC
 Number of timber processing industries = 2
 Location: Dingo, Rockhampton
 Main locations for industry expenditure: Rockhampton, Dingo
 Number of employees = 36
 Main residential locations: Rockhampton, Dingo
 Est. annual household expenditure = \$649,000
 Percent household expenditure in TRC = 98.6%
 Main locations for household expenditure: Rockhampton, Blackwater

Bundaberg TRC
 Number of timber processing industries = 2
 Location: Bundaberg, Thabeban
 Main locations for industry expenditure: Bundaberg, Childers
 Number of employees = 70
 Main residential locations: Bundaberg
 Est. annual household expenditure = \$1,300,000
 Percent household expenditure in TRC = 97.4%
 Main locations for household expenditure: Bundaberg

Maryborough TRC
 Number of timber processing industries = 4
 Location: Maryborough, Brooweena, North Aramara
 Main locations for industry expenditure: Maryborough
 Number of employees = 203
 Main residential locations: Maryborough, Tiaro, Hervey Bay
 Est. annual household expenditure = \$3,700,000
 Percent household expenditure in TRC = 95.3%
 Main locations for household expenditure: Maryborough

Gympie TRC
 Number of timber processing industries = 2
 Location: Gympie, North Deep Creek
 Main locations for industry expenditure: Gympie
 Number of employees = 74
 Main residential locations: Gympie
 Est. annual household expenditure = \$1,300,000
 Percent household expenditure in TRC = 90.9%
 Main locations for household expenditure: Gympie

Cooroy TRC
 Number of timber processing industries = 2
 Location: Cooroy, Yandina
 Main locations for industry expenditure: Nambour, Cooroy
 Number of employees = 96
 Main residential locations: Cooroy, Yandina
 Est. annual household expenditure = \$1,700,000
 Percent household expenditure in TRC = 92.0%
 Main locations for household expenditure: Cooroy, Nambour, Maroochydhore, Noosa

Woodford TRC
 Number of timber processing industries = 5
 Location: Conondale, Eudlo, Peachester, Woodford, Caboolture
 Main locations for industry expenditure: Caboolture, Kilcoy, Woodford, Brisbane
 Number of employees = 61
 Main residential locations: Caboolture, Kilcoy, Woodford
 Est. annual household expenditure = \$1,100,000
 Percent household expenditure in TRC = 80.0%
 Main locations for household expenditure: Caboolture, Woodford

Brisbane TRC
 Number of timber processing industries = 2
 Location: Fernvale, Brisbane
 Main locations for industry expenditure: Brisbane
 Number of employees = 11
 Main residential locations: Brisbane
 Est. annual household expenditure = \$200,000
 Percent household expenditure in TRC = 81.0%
 Main locations for household expenditure: Brisbane, Ipswich

Monto TRC
 Number of timber processing industries = 2
 Location: Monto, Mulgildie
 Main locations for industry expenditure: Monto, Biloela
 Number of employees = 35
 Main residential locations: Monto, Mulgildie
 Est. annual household expenditure = \$631,000
 Percent household expenditure in TRC = 87.6%
 Main locations for household expenditure: Monto

Mundubbera TRC
 Number of timber processing industries = 2
 Location: Eidsvold, Mundubbera
 Main locations for industry expenditure: Mundubbera, Brisbane
 Number of employees = 77
 Main residential locations: Eidsvold, Mundubbera
 Est. annual household expenditure = \$1,400,000
 Percent household expenditure in TRC = 78.5%
 Main locations for household expenditure: Eidsvold, Mundubbera

Wondai TRC
 Number of timber processing industries = 1
 Location: Wondai
 Main locations for industry expenditure: Kingaroy, Murgon, Wondai
 Number of employees = 26
 Main residential locations: Wondai, Kingaroy
 Est. annual household expenditure = \$500,000
 Percent household expenditure in TRC = 93.3%
 Main locations for household expenditure: Wondai, Kingaroy, Murgon

Blackbutt TRC
 Number of timber processing industries = 3
 Location: Blackbutt, Linville
 Main locations for industry expenditure: Brisbane, Blackbutt, Kingaroy, Nanango
 Number of employees = 18
 Main residential locations: Linville, Moore, Esk
 Est. annual household expenditure = \$324,300
 Percent household expenditure in TRC = 54.3%
 Main locations for household expenditure: Toogoolawah, Kilcoy, Ipswich

Gatton TRC
 Number of timber processing industries = 2
 Location: Gatton, Laidley
 Main locations for industry expenditure: Gatton, Toowoomba, Brisbane
 Number of employees = 31
 Main residential locations: Gatton, Laidley
 Est. annual household expenditure = \$600,000
 Percent household expenditure in TRC = 92.6%
 Main locations for household expenditure: Gatton, Toowoomba, Laidley

Map 4.3

Location of TRCs in the SEQ RFA Region